

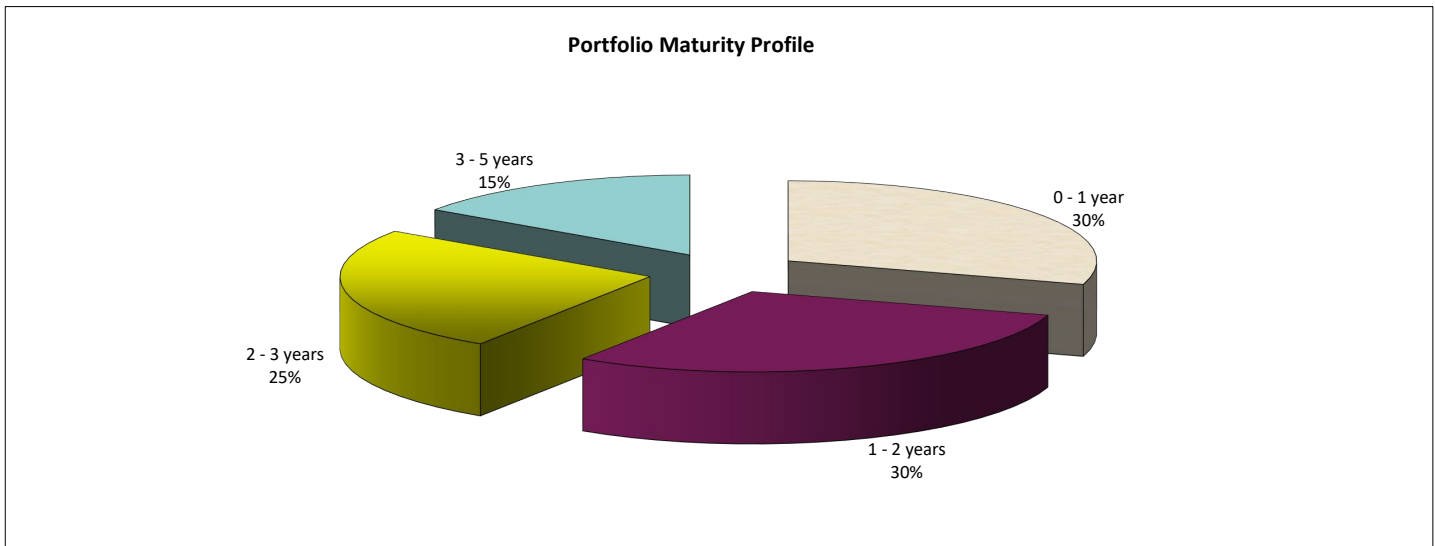
**Town of Los Gatos
Summary Investment Information
December 31, 2021**

Weighted Average YTM Portfolio Yield: 1.20% **Weighted Average Maturity (days) 471**

	<u>This Month</u>	<u>Last Month</u>	<u>One year ago</u>
Portfolio Balance	\$60,407,357	\$61,676,907	\$61,118,129

Benchmarks/ References:

Town's Average Yield	1.20%	1.21%	1.62%
LAIF Yield for month	0.21%	0.20%	0.62%
3 mo. Treasury	0.06%	0.05%	0.09%
6 mo. Treasury	0.19%	0.10%	0.09%
2 yr. Treasury	0.74%	0.52%	0.12%
5 yr. Treasury (most recent)	1.27%	1.15%	0.36%
10 Yr. Treasury	1.51%	1.45%	0.92%

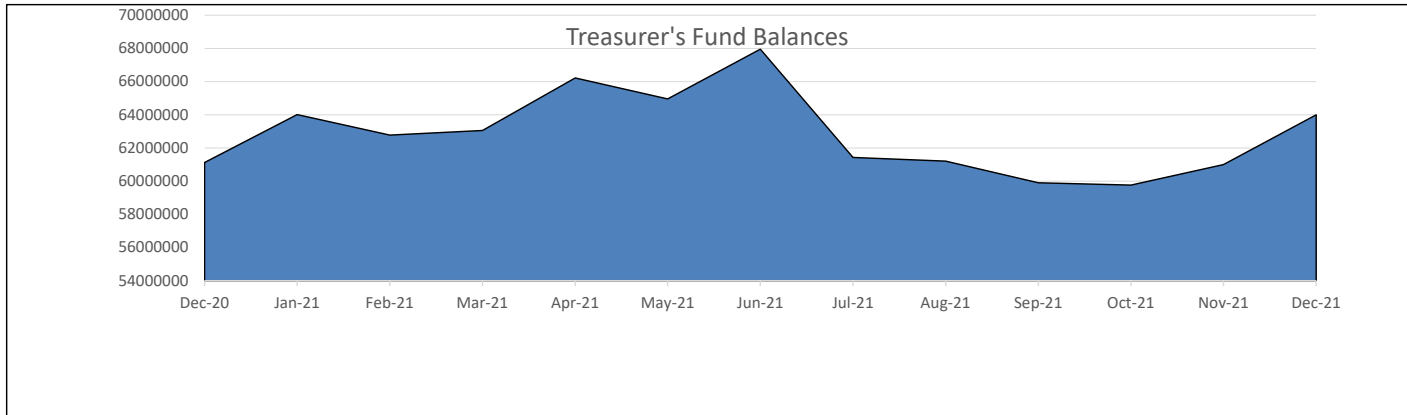
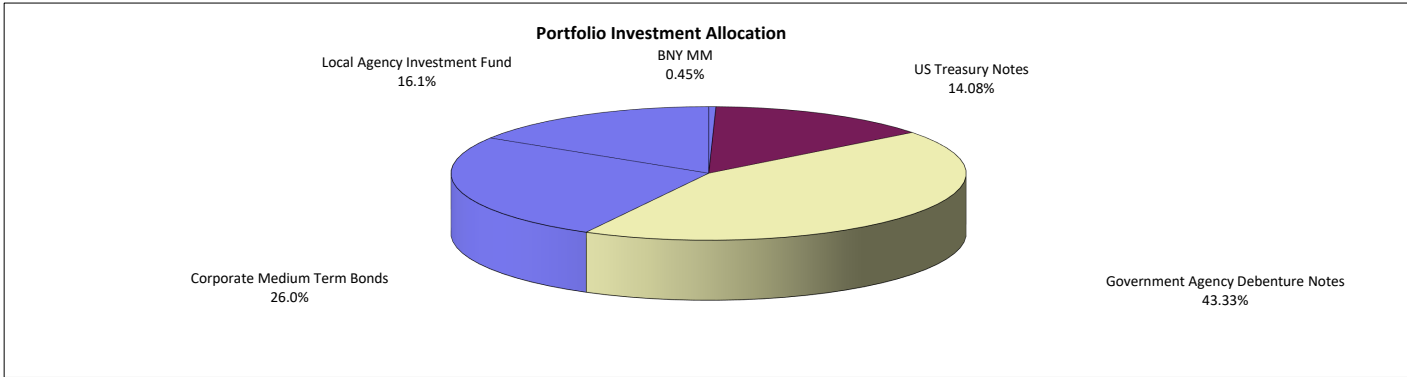


Compliance: The Town's investments are in compliance with the Town's investment policy dated September 21, 2021 and also in compliance with the requirements of Section 53601 of the California State Code. Based on the information available, the Town has sufficient funds to meet the cash demands for the next six months.

**Town of Los Gatos
Portfolio Allocation & Treasurer's Fund Balances
December 31, 2021**

	<u>Month</u>	<u>YTD</u>
Fund Balances - Beginning of Month/Period	\$61,676,906.80	\$67,951,235.09
Receipts	7,383,579.87	31,660,151.98
Disbursements	<u>(8,653,130.13)</u>	<u>(39,204,030.53)</u>
Fund Balances - End of Month/Period	<u>\$60,407,356.54</u>	<u>\$60,407,356.54</u>

<u>Portfolio Allocation:</u>	<u>% of Portfolio</u>	<u>Max. % Or \$ Allowed Per State Law or Policy</u>
BNY MM	\$247,510.43	0.45%
US Treasury Notes	\$7,767,865.09	14.08%
Government Agency Debenture Notes	\$23,905,158.13	43.33%
Corporate Medium Term Bonds	\$14,350,644.01	26.01%
Local Agency Investment Fund	\$8,895,275.07	16.12%
Subtotal - Investments	<u>55,166,452.73</u>	100.00%
Reconciled Demand Deposit Balances	<u>5,240,903.81</u>	
Total Treasurer's Fund	<u>\$60,407,356.54</u>	



Town of Los Gatos
Non-Treasury Restricted Fund Balances
December 31, 2021

	Beginning Balance	DEC 21 Deposits Realized Gain/Adj.	DEC 21 Interest/ Earnings	DEC 21 Withdrawals	Ending Balance	
Non-Treasury Funds:						
Cert. of Participation 2002 Series A Reserve Fund	686,302.87		\$ 5.70		\$ 686,308.57	Note 1
Cert. Of Participation 2010 Ser A Lease Pymt Fund	21,141.41		0.25		\$ 21,141.66	Note 1
Cert. of Participation 2002 Lease Payment Fund	22.41		0.00		\$ 22.41	Note 1
Cert. of Participation 2010 Series Reserve Fund	1,277,105.66		10.47		1,277,116.13	Note 2
Total Restricted Funds:	<u>\$ 1,984,572.35</u>	<u>\$ -</u>	<u>\$ 16.42</u>	<u>\$ -</u>	<u>\$ 1,984,588.77</u>	
CEPPT IRS Section 115 Trust	0.00	0.00	0.00	0.00	0.00	
Grand Total COP's and CEPPT Trust	<u>\$ 1,984,572.35</u>	<u>\$ -</u>	<u>\$ 16.42</u>	<u>\$ -</u>	<u>\$ 1,984,588.77</u>	

These accounts are not part of the Treasurer's fund balances reported elsewhere in this report, as they are for separate and distinct entities.

Note 1: The three original funds for the Certificates of Participation 2002 Series A consist of construction funds which will be expended over the next few years, reserve funds which will guarantee the payment of lease payments, and a third fund for the disbursement of lease payments and initial delivery costs.

Note 2: The 2010 COP Funds are all for the Library construction, reserves to guarantee lease payments, and a lease payment fund for the life of the COP issue. The COI fund was closed in September 2010.

Note 3: The CEPPT Section IRS Section 115 Trust was established as an irrevocable trust dedicated to accumulate resources to fund the Town's unfunded liabilities related to pension and other p

**Town of Los Gatos
Statement of Interest Earned
December 31, 2021**

Interest by Month

July 2021	\$57,076.80
August 2021	56,600.18
September 2021	54,523.00
October 2021	54,951.68
November 2021	51,445.84
December 2021	55,030.55
January 2022	
February 2022	
March 2022	
April 20202	
May 2022	
June 2022	
	\$329,628.05

**Town of Los Gatos Investment Schedule March
2021**

Institution	CUSIP #	Security	Deposit Date	Par Value	Original Cost	Market Value	Purchased Interest	Maturity Date or Call Date	Yield to Maturity or Call	Interest Received to Date	Interest Earned Prior Yrs.	Interest Earned Current FY	Days to Maturity
Treasury	91282CAP6	US Treasury Note	6/30/2021	1,000,000.00	995,390.63	990,117.19		10/15/2023	0.33%	\$ 365.44	\$ -	\$ 1,643.43	653
Toyota Motor Credit	89236TDP7	Corporate Bond	05/20/19	1,100,000.00	1,102,596.00	1,100,464.30		1/11/2022	2.50%	\$ 61,251.67	\$ 58,418.45	\$ 13,923.57	11
Toyota Motor Credit	89236THA6	Corporate Bond	4/12/2021	500,000.00	510,580.00	504,471.98		8/25/2023	0.45%	\$ 2,493.75	\$ 494.69	\$ 1,152.20	602
American Express Credit Corp.	0258M0EG0	Corporate Bond	4/5/2021	1,000,000.00	1,020,330.00	1,001,692.91		1/31/2022	0.46%	\$ 11,100.00	\$ 553.07	\$ 1,183.32	31
FFCB	3133EKMX1	Gov. Agency Debenture	8/2/2019	1,000,000.00	1,014,400.00	1,035,558.04		2/23/2024	1.90%	\$ 51,475.83	\$ 36,611.80	\$ 9,651.25	784
FFCB	3133EMBE1	Gov. Agency Debenture	10/8/2020	1,600,000.00	1,598,000.00	1,582,070.85		3/28/2024	0.34%	\$ 4,653.34	\$ 3,903.24	\$ 2,710.18	818
FFCB	3133EMCQ3	Gov. Agency Debenture	10/16/2020	2,000,000.00	1,998,000.00	1,985,575.98		10/13/2024	0.31%	\$ 5,553.33	\$ 4,295.55	\$ 3,075.41	1017
BankAmerica Corp	06051GHC6	Corporate Bond	10/9/2020	1,300,000.00	1,366,287.00	1,326,948.74		12/20/2023	0.66%	\$ 46,753.92	\$ 12,250.31	\$ 9,235.07	719
IBM	459200HG9	Corporate Bond	8/8/2019	1,000,000.00	995,010.00	1,008,423.55		8/1/2022	2.05%	\$ 37,135.42	\$ 38,718.82	\$ 10,295.18	213
IBM	459200YX8	Corporate Bond	3/25/2021	1,000,000.00	1,071,040.00	1,044,797.43		5/15/2024	0.71%	\$ 19,166.67	\$ 1,964.86	\$ 3,727.16	866
US Treasury	912828R28	US Treasury Note	7/2/2019	500,000.00	497,246.09	507,226.56		4/30/2023	1.77%	\$ 18,921.54	\$ 17,663.79	\$ 4,458.35	485
Freddie Mac	3137EAE25	Gov. Agency Debenture	7/19/2019	2,000,000.00	2,072,358.00	2,062,924.68		6/19/2023	1.79%	\$ 132,916.67	\$ 71,285.65	\$ 18,422.13	535
FFCB	3133EKVFO	Gov. Agency Debenture	7/22/2019	1,000,000.00	999,630.00	1,017,435.02		1/17/2023	1.89%	\$ 37,239.58	\$ 36,626.98	\$ 9,505.45	382
Treasury	912828L57	US Treasury Note	7/22/2019	1,200,000.00	1,197,988.40	1,212,796.87		9/30/2022	2.09%	\$ 46,016.39	\$ 42,014.96	\$ 10,903.74	273
Freddie Mac	3137EADB2	Gov. Agency Debenture	1/17/2020	2,100,000.00	2,132,039.70	2,101,362.80		1/13/2022	2.12%	\$ 74,258.34	\$ 49,063.54	\$ 17,033.38	13
US Treasury	91282CAW1	Gov. Agency Debenture	7/15/2021	1,200,000.00	1,199,437.50	1,190,250.00		11/15/2023	0.27%	\$ 1,002.72	\$ -	\$ 1,500.49	684
American Honda	02665WCZ2	Corporate Bond	11/27/2019	1,000,000.00	1,012,410.01	1,030,214.47		6/27/2024	2.12%	\$ 48,733.34	\$ 33,895.56	\$ 10,734.57	909
JP Morgan Chase	46625HJE1	Gov. Agency Debenture	2/11/2020	900,000.00	934,587.00	918,051.60		9/23/2022	1.74%	\$ 47,287.50	\$ 22,179.72	\$ 8,081.32	266
Honeywell Int'l.	438516BW5	Corporate Bond	11/20/2019	1,000,000.00	1,014,660.00	1,033,527.98		7/15/2024	1.64%	\$ 39,483.33	\$ 31,978.44	\$ 10,006.86	927
Caterpillar Financial Serv	14913QZV0	Corporate Bond	2/23/2021	1,000,000.00	1,077,370.00	1,044,144.53		5/17/2024	0.44%	\$ 20,900.00	\$ 1,582.27	\$ 2,292.42	868
FNMA	3135G0V75	Gov. Agency Debenture	10/17/2019	1,100,000.00	1,105,833.30	1,124,320.26		7/2/2024	1.63%	\$ 33,206.25	\$ 30,694.63	\$ 9,080.08	914
US Bancorp	91159HHV5	Corporate Bond	12/24/2019	1,000,000.00	1,049,040.00	1,048,424.92		1/5/2024	2.12%	\$ 54,468.75	\$ 32,781.93	\$ 10,887.86	735
FHLB	3133834G3	Gov. Agency Debenture	3/11/2021	1,400,000.00	1,460,522.00	1,430,600.99		6/9/2023	0.19%	\$ 22,147.22	\$ 854.65	\$ 1,416.71	525
FFCB	3133EKQA7	Gov. Agency Debenture	10/21/2019	1,000,000.00	1,019,780.00	1,035,709.38		9/10/2024	1.66%	\$ 39,231.11	\$ 28,373.17	\$ 8,447.67	984
PNC Financial	693476BN2	Corporate Bond	8/15/2019	1,000,000.00	1,029,280.00	1,002,759.81		2/6/2022	2.12%	\$ 68,108.33	\$ 39,793.76	\$ 10,689.13	37
FHLB	313379Q69	Gov. Agency Debenture	7/22/2019	1,000,000.00	1,006,960.00	1,008,262.56		6/10/2022	1.87%	\$ 50,645.83	\$ 36,595.58	\$ 9,497.30	161
FNMA	3135G0V59	Gov. Agency Debenture	11/27/2019	1,540,000.00	1,562,924.44	1,548,996.57		4/12/2022	1.61%	\$ 64,968.75	\$ 39,792.92	\$ 12,602.23	102
JP Morgan Chase	46625HJT8	Corporate Bond	9/23/2019	1,400,000.00	1,485,414.00	1,482,316.18		2/1/2024	2.39%	\$ 100,663.89	\$ 61,355.87	\$ 17,475.98	762
American Honda	02665WDH1	Corporate Bond	2/14/2020	600,000.00	603,756.00	609,512.21		5/10/2023	1.75%	\$ 22,295.00	\$ 14,494.97	\$ 5,312.90	495
Treasury	912828V23	US Treasury Note	11/29/2021	1,000,000.00	1,032,933.04	1,030,117.19		12/31/2023	0.66%	\$ 1,956.52	\$ -	\$ 589.59	730
Treasury	91282CBE0_2	Gov. Agency Debenture	10/7/2021	1,000,000.00	994,768.98	987,539.06	285.33	1/15/2024	0.36%	\$ (285.33)	\$ -	\$ 826.80	745
FHLB	3130ALH98	Gov. Agency Debenture	2/26/2021	1,000,000.00	997,610.00	991,706.43		2/26/2024	0.33%	\$ 1,250.00	\$ 1,119.96	\$ 1,661.88	787
Treasury	912828M80	US Treasury Note	7/22/2019	1,000,000.00	1,006,175.23	1,014,492.19		11/30/2022	1.81%	\$ 47,158.47	\$ 35,281.07	\$ 9,156.16	334
Treasury	912828U57	US Treasury Note	7/31/2019	1,000,000.00	1,011,875.00	1,026,953.12		11/30/2022	1.84%	\$ 49,583.33	\$ 35,502.32	\$ 9,332.04	699
Treasury	912828X70	US Treasury Note	12/30/2019	1,000,000.00	1,010,589.29	1,027,304.69		4/30/2024	1.75%	\$ 40,703.30	\$ 29,364.36	\$ 9,859.56	851
Treasury	912828XT2	US Treasury Note	10/31/2019	1,000,000.00	1,015,667.41	1,027,656.25		5/31/2024	1.64%	\$ 41,639.34	\$ 27,624.64	\$ 8,360.09	882
American Honda	02665WCQ2	Corporate Bond	9/14/2021	950,000.00	1,012,871.00	996,012.81		10/10/2023	0.41%	\$ 2,487.15	\$ -	\$ 1,208.15	648
FFCB	3133EJ3Q0	Gov. Agency Debenture	8/28/2019	1,500,000.00	1,587,503.75	1,569,611.10		12/21/2023	2.12%	\$ 99,786.46	\$ 42,086.02	\$ 11,523.55	720
Freddie Mac	3133EKKT2	Gov. Agency Debenture	6/24/2019	1,550,000.00	1,573,188.00	1,584,563.17		2/8/2023	1.82%	\$ 82,731.25	\$ 57,521.06	\$ 14,360.75	404
Treasury	91282CBE0	Gov. Agency Debenture	9/15/2021	650,000.00	647,615.46	641,900.39	136.88	1/15/2024	0.28%	\$ (136.88)	\$ -	\$ 537.65	745
Subtotal				\$ 45,090,000.00	\$ 46,023,667.23	\$ 45,886,814.76	\$ 422.21			\$ 1,529,317.52	\$ 977,738.58	\$ 302,361.55	
BNY MM		Money Market			247,510.43	247,510.43			0.00%				1
LAIF		State Investment Pool			8,895,275.07	8,895,275.07			0.21%			11,103.75	1
					\$55,166,452.73	\$55,029,600.26				\$ 1,529,317.52	\$ 977,738.58	\$ 313,465.30	

Matured Assets													
US Treasury	912828Y20	Gov. Agency Debenture	1/31/2020	1,000,000.00	1,016,601.56			7/15/2021	1.47%	\$ 38,221.16	\$ 20,977.00	\$ 609.80	
Wells Fargo	94988J6A0	Corporate Bond	6/24/2020	1,350,000.00	1,370,749.50			9/9/2021	0.80%	\$ 32,468.18	\$ 10,139.92	\$ 1,940.52	
FNMA	3135G0Q89	Gov. Agency Debenture	2/10/2020	1,000,000.00	998,702.00			10/7/2021	1.38%	\$ 22,802.08	\$ 20,147.24	\$ 3,941.85	
FHLB	3130AABG2	US Treasury Note	4/15/2019	1,000,000.00	988,250.00			11/29/2021	2.34%	\$ 49,166.67	\$ 51,343.12	\$ 9,670.58	

Total Investments "Matured"												\$ 16,162.75
Total Interest FY 20_21 Matured and Current												\$ 329,628.05

Maturity Profile	Amount
0-1 year	\$21,130,676.27
1-2 years	\$14,890,644.97
2-3 years	\$19,145,131.49
3-5 years	\$ -
	<u>\$55,166,452.73</u>

Market to Cost Position Report

Institution	Amortized Cost
BNY Assets	\$46,023,667.23
BNY MM	247,510.43
LAIF	8,895,275.07
Totals:	<u>\$55,166,452.73</u>

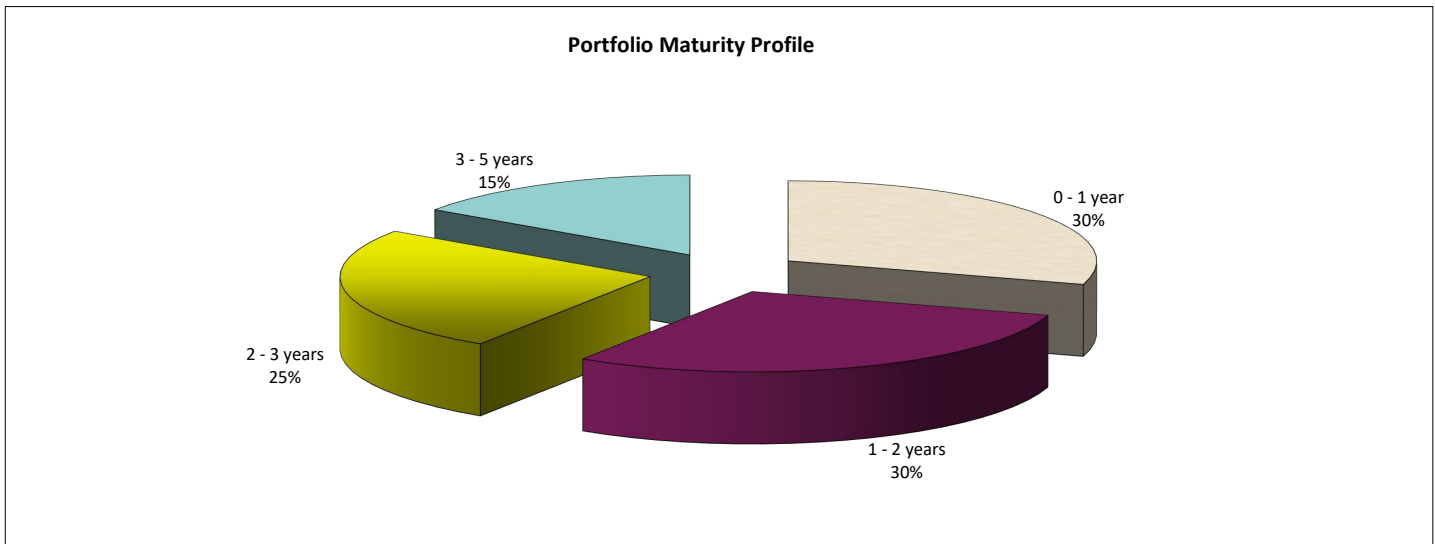
**Town of Los Gatos
Summary Investment Information
November 30, 2021**

Weighted Average YTM Portfolio Yield: **1.21%** **Weighted Average Maturity (days)** **497**

	<u>This Month</u>	<u>Last Month</u>	<u>One year ago</u>
Portfolio Balance	\$61,676,887	\$59,763,609	\$60,767,876

Benchmarks/ References:

Town's Average Yield	1.21%	1.24%	1.62%
LAIF Yield for month	0.20%	0.20%	0.62%
3 mo. Treasury	0.05%	0.06%	0.08%
6 mo. Treasury	0.10%	0.06%	0.09%
2 yr. Treasury	0.52%	0.50%	0.15%
5 yr. Treasury (most recent)	1.15%	1.19%	0.36%
10 Yr. Treasury	1.45%	1.56%	0.84%

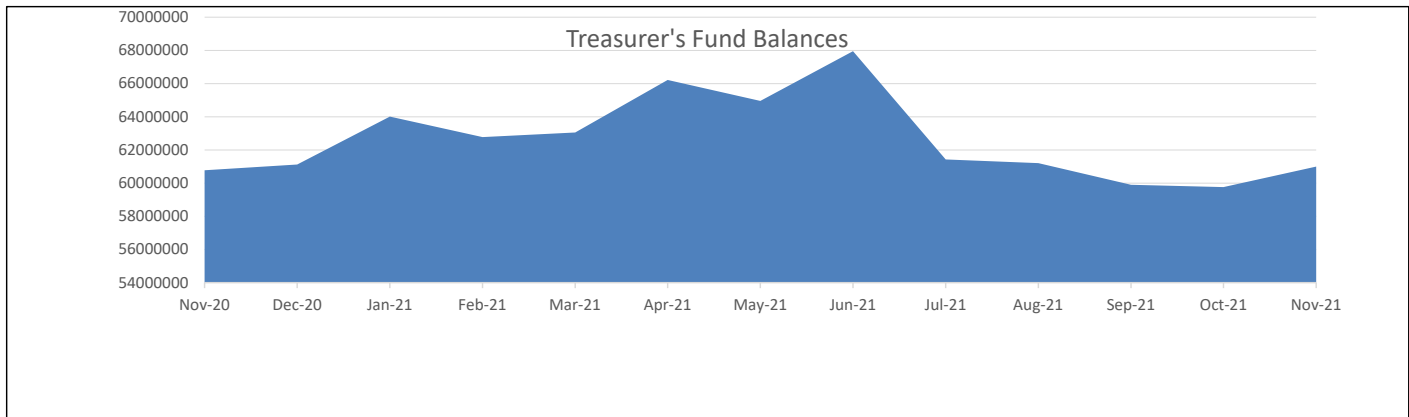
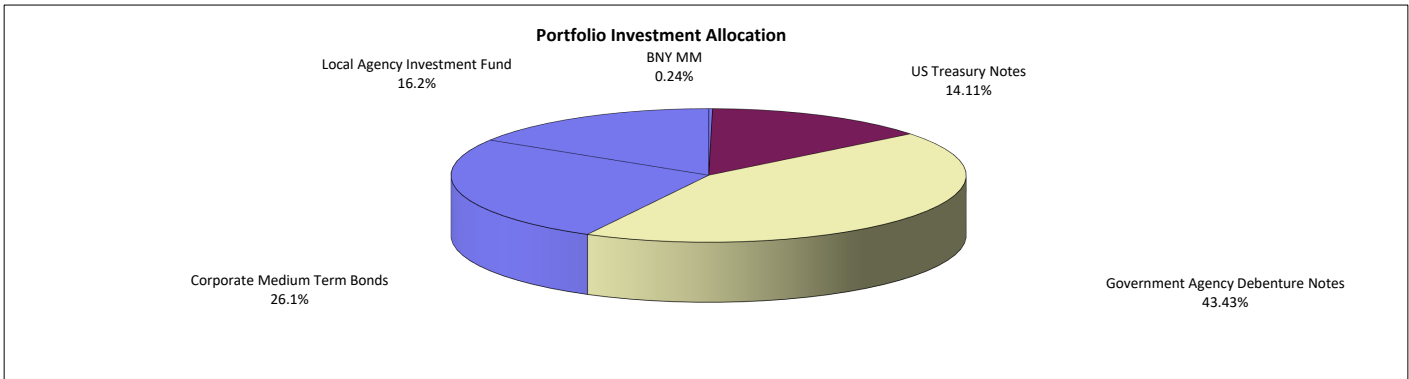


Compliance: The Town's investments are in compliance with the Town's investment policy dated September 21, 2021 and also in compliance with the requirements of Section 53601 of the California State Code. Based on the information available, the Town has sufficient funds to meet the cash demands for the next six months.

**Town of Los Gatos
Portfolio Allocation & Treasurer's Fund Balances
November 30, 2021**

	<u>Month</u>	<u>YTD</u>
Fund Balances - Beginning of Month/Period	\$59,763,608.84	\$67,951,235.09
Receipts	4,960,966.94	24,276,572.11
Disbursements	<u>(3,047,688.98)</u>	<u>(30,550,920.40)</u>
Fund Balances - End of Month/Period	<u>\$61,676,886.80</u>	<u>\$61,676,886.80</u>

<u>Portfolio Allocation:</u>	<u>% of Portfolio</u>	<u>Max. % Or \$ Allowed Per State Law or Policy</u>
BNY MM	\$130,170.95	0.24%
US Treasury Notes	\$7,767,865.09	14.11%
Government Agency Debenture Notes	\$23,905,158.13	43.43%
Corporate Medium Term Bonds	\$14,350,644.01	26.07%
Local Agency Investment Fund	<u>\$8,895,275.07</u>	<u>16.16%</u>
Subtotal - Investments	55,049,113.25	100.00%
Reconciled Demand Deposit Balances	<u>6,627,773.55</u>	
Total Treasurer's Fund	<u>\$61,676,886.80</u>	



Town of Los Gatos
Non-Treasury Restricted Fund Balances
November 30, 2021

	Beginning Balance	NOV 21 Deposits Realized Gain/Adj.	NOV 21 Interest/ Earnings	NOV 21 Withdrawals	Ending Balance	
Non-Treasury Funds:						
Cert. of Participation 2002 Series A Reserve Fund	686,296.98		\$ 5.89		\$ 686,302.87	Note 1
Cert. Of Participation 2010 Ser A Lease Pymt Fund	21,141.15		0.26		\$ 21,141.41	Note 1
Cert. of Participation 2002 Lease Payment Fund	22.41		0.00		\$ 22.41	Note 1
Cert. of Participation 2010 Series Reserve Fund	1,277,094.81		10.85		1,277,105.66	Note 2
Total Restricted Funds:	<u>\$ 1,984,555.35</u>	<u>\$ -</u>	<u>\$ 17.00</u>	<u>\$ -</u>	<u>\$ 1,984,572.35</u>	
CEPPT IRS Section 115 Trust	0.00	0.00	0.00	0.00	0.00	
Grand Total COP's and CEPPT Trust	<u>\$ 1,984,555.35</u>	<u>\$ -</u>	<u>\$ 17.00</u>	<u>\$ -</u>	<u>\$ 1,984,572.35</u>	

These accounts are not part of the Treasurer's fund balances reported elsewhere in this report, as they are for separate and distinct entities.

Note 1: The three original funds for the Certificates of Participation 2002 Series A consist of construction funds which will be expended over the next few years, reserve funds which will guarantee the payment of lease payments, and a third fund for the disbursement of lease payments and initial delivery costs.

Note 2: The 2010 COP Funds are all for the Library construction, reserves to guarantee lease payments, and a lease payment fund for the life of the COP issue. The COI fund was closed in September 2010.

Note 3: The CEPPT Section IRS Section 115 Trust was established as an irrevocable trust dedicated to accumulate resources to fund the Town's unfunded liabilities related to pension and other p

**Town of Los Gatos
Statement of Interest Earned
November 30, 2021**

Interest by Month

July 2021	\$57,076.80
August 2021	56,600.18
September 2021	54,523.00
October 2021	54,951.68
November 2021	51,445.84
December 2021	
January 2022	
February 2022	
March 2022	
April 20202	
May 2022	
June 2022	
	<hr/>
	<u>\$274,597.50</u>

**Town of Los Gatos Investment Schedule March
2021**

Institution	CUSIP #	Security	Deposit Date	Par Value	Original Cost	Market Value	Purchased Interest	Maturity Date or Call Date	Yield to Maturity or Call	Interest Received to Date	Interest Earned Prior Yrs.	Interest Earned Current FY	Days to Maturity
Treasury	91282CAP6	US Treasury Note	6/30/2021	1,000,000.00	995,390.63	992,656.25		10/15/2023	0.33%	\$ 365.44	\$ -	\$ 1,366.55	684
Toyota Motor Credit	89236TDP7	Corporate Bond	05/20/19	1,100,000.00	1,102,596.00	1,102,601.95		1/11/2022	2.50%	\$ 61,251.67	\$ 58,418.45	\$ 11,577.75	42
Toyota Motor Credit	89236THA6	Corporate Bond	4/12/2021	500,000.00	510,580.00	504,921.51		8/25/2023	0.45%	\$ 2,493.75	\$ 494.69	\$ 958.08	633
American Express Credit Corp.	0258M0EG0	Corporate Bond	4/5/2021	1,000,000.00	1,020,330.00	1,003,800.48		1/31/2022	0.46%	\$ 11,100.00	\$ 553.07	\$ 983.95	62
FFCB	3133EKMX1	Gov. Agency Debenture	8/2/2019	1,000,000.00	1,014,400.00	1,034,810.88		2/23/2024	1.90%	\$ 51,475.83	\$ 36,611.80	\$ 8,025.22	815
FFCB	3133EMBE1	Gov. Agency Debenture	10/8/2020	1,600,000.00	1,598,000.00	1,585,088.56		3/28/2024	0.34%	\$ 4,653.34	\$ 3,903.24	\$ 2,253.57	849
FFCB	3133EMCQ3	Gov. Agency Debenture	10/16/2020	2,000,000.00	1,998,000.00	1,988,598.06		10/13/2024	0.31%	\$ 5,553.33	\$ 4,295.55	\$ 2,557.27	1048
BankAmerica Corp	06051GHC6	Corporate Bond	10/9/2020	1,300,000.00	1,366,287.00	1,329,288.88		12/20/2023	0.66%	\$ 27,227.92	\$ 13,250.31	\$ 7,679.16	750
IBM	459200HG9	Corporate Bond	8/8/2019	1,000,000.00	995,010.00	1,009,153.93		8/1/2022	2.05%	\$ 37,135.42	\$ 38,718.82	\$ 8,560.66	244
IBM	459200YX8	Corporate Bond	3/25/2021	1,000,000.00	1,071,040.00	1,046,336.71		5/15/2024	0.71%	\$ 19,166.67	\$ 1,964.86	\$ 3,099.21	897
US Treasury	912828R28	US Treasury Note	7/2/2019	500,000.00	497,246.09	508,789.06		4/30/2023	1.77%	\$ 18,921.54	\$ 17,663.79	\$ 3,707.22	516
Freddie Mac	3137EAE5N	Gov. Agency Debenture	7/19/2019	2,000,000.00	2,072,358.00	2,071,625.82		6/19/2023	1.79%	\$ 105,416.67	\$ 71,285.65	\$ 15,318.40	566
FFCB	3133EKVFO	Gov. Agency Debenture	7/22/2019	1,000,000.00	999,630.00	1,018,211.21		1/17/2023	1.89%	\$ 37,239.58	\$ 36,626.98	\$ 7,903.99	413
Treasury	912828L57	US Treasury Note	7/22/2019	1,200,000.00	1,197,988.40	1,215,281.26		9/30/2022	2.09%	\$ 46,016.39	\$ 42,014.96	\$ 9,066.70	304
Freddie Mac	3137EADB2	Gov. Agency Debenture	1/17/2020	2,100,000.00	2,132,039.70	2,105,616.68		1/13/2022	2.12%	\$ 74,258.34	\$ 49,063.54	\$ 14,163.63	44
US Treasury	91282CAW1	Gov. Agency Debenture	7/15/2021	1,200,000.00	1,199,437.50	1,192,968.74		11/15/2023	0.27%	\$ 1,002.72	\$ -	\$ 1,225.25	715
American Honda	02665WCZ2	Corporate Bond	11/27/2019	1,000,000.00	1,012,410.01	1,031,880.71		6/27/2024	2.12%	\$ 48,733.34	\$ 33,895.56	\$ 8,926.03	940
JP Morgan Chase	46625HJE1	Gov. Agency Debenture	2/11/2020	900,000.00	934,587.00	920,310.25		9/23/2022	1.74%	\$ 47,287.50	\$ 22,179.72	\$ 6,719.80	297
Honeywell Int'l.	438516BW5	Corporate Bond	11/20/2019	1,000,000.00	1,014,660.00	1,034,626.13		7/15/2024	1.64%	\$ 39,483.33	\$ 31,978.44	\$ 8,320.92	958
Caterpillar Financial Serv	14913Q2V0	Corporate Bond	2/23/2021	1,000,000.00	1,077,370.00	1,040,758.26		5/17/2024	0.44%	\$ 20,900.00	\$ 1,582.27	\$ 1,906.19	899
FNMA	3135G0V75	Gov. Agency Debenture	10/17/2019	1,100,000.00	1,105,833.30	1,127,678.42		7/2/2024	1.63%	\$ 33,206.25	\$ 30,694.63	\$ 7,550.29	945
US Bancorp	91159HHV5	Corporate Bond	12/24/2019	1,000,000.00	1,049,040.00	1,050,360.32		1/5/2024	2.12%	\$ 54,468.75	\$ 32,781.93	\$ 9,053.49	766
FHLB	3133834G3	Gov. Agency Debenture	3/11/2021	1,400,000.00	1,460,522.00	1,435,766.28		6/9/2023	0.19%	\$ 7,272.22	\$ 854.65	\$ 1,178.03	556
FFCB	3133EKQA7	Gov. Agency Debenture	10/21/2019	1,000,000.00	1,019,780.00	1,033,877.53		9/10/2024	1.66%	\$ 39,231.11	\$ 28,373.17	\$ 7,024.42	1015
PNC Financial	693476BN2	Corporate Bond	8/15/2019	1,000,000.00	1,029,280.00	1,004,983.58		2/6/2022	2.12%	\$ 68,108.33	\$ 39,793.76	\$ 8,888.24	68
FHLB	313379Q69	Gov. Agency Debenture	7/22/2019	1,000,000.00	1,006,960.00	1,010,707.64		6/10/2022	1.87%	\$ 40,020.83	\$ 36,595.58	\$ 7,897.21	192
FNMA	3135G0V59	Gov. Agency Debenture	11/27/2019	1,540,000.00	1,562,924.44	1,552,097.62		4/12/2022	1.61%	\$ 64,968.75	\$ 39,792.92	\$ 10,479.03	133
JP Morgan Chase	46625HJT8	Corporate Bond	9/23/2019	1,400,000.00	1,485,414.00	1,486,293.42		2/1/2024	2.39%	\$ 100,663.89	\$ 61,355.87	\$ 14,531.65	793
American Honda	02665WDH1	Corporate Bond	2/14/2020	600,000.00	603,756.00	609,946.00		5/10/2023	1.75%	\$ 22,295.00	\$ 14,494.97	\$ 4,417.79	526
Treasury	912828V23	US Treasury Note	11/29/2021	1,000,000.00	1,032,933.04	1,034,414.06	9,293.48	12/31/2023	0.66%	\$ (9,293.48)	\$ -	\$ 18.42	761
Treasury	91282CBE0_2	Gov. Agency Debenture	10/7/2021	1,000,000.00	994,768.98	989,765.62	285.33	1/15/2024	0.36%	\$ (285.33)	\$ -	\$ 525.26	776
FHLB	3130ALH98	Gov. Agency Debenture	2/26/2021	1,000,000.00	997,610.00	993,488.70		2/26/2024	0.33%	\$ 1,250.00	\$ 1,119.96	\$ 1,381.89	818
Treasury	912828M80	US Treasury Note	7/22/2019	1,000,000.00	1,006,175.23	1,017,265.62		11/30/2022	1.81%	\$ 47,158.47	\$ 35,281.07	\$ 7,613.55	365
Treasury	912828U57	US Treasury Note	7/31/2019	1,000,000.00	1,011,875.00	1,031,132.81		11/30/2023	1.84%	\$ 49,583.33	\$ 35,502.32	\$ 7,759.79	730
Treasury	912828X70	US Treasury Note	12/30/2019	1,000,000.00	1,010,589.29	1,031,445.31		4/30/2024	1.75%	\$ 40,703.30	\$ 29,364.36	\$ 8,198.44	882
Treasury	912828XT2	US Treasury Note	10/31/2019	1,000,000.00	1,015,667.41	1,031,875.00		5/31/2024	1.64%	\$ 41,639.34	\$ 27,624.64	\$ 6,951.59	913
American Honda	02665WCQ2	Corporate Bond	9/14/2021	950,000.00	1,012,871.00	999,245.94		10/10/2023	0.41%	\$ 2,487.15	\$ -	\$ 861.37	679
FFCB	3133EJ3Q0	Gov. Agency Debenture	8/28/2019	1,500,000.00	1,587,503.75	1,569,566.57		12/21/2023	2.12%	\$ 78,223.96	\$ 42,086.02	\$ 9,582.08	751
Freddie Mac	3133EKKT2	Gov. Agency Debenture	6/24/2019	1,550,000.00	1,573,188.00	1,586,040.09		2/8/2023	1.82%	\$ 82,731.25	\$ 57,521.06	\$ 11,941.28	435
Treasury	91282CBE0	Gov. Agency Debenture	9/15/2021	650,000.00	647,615.46	643,347.65	136.88	1/15/2024	0.28%	\$ (136.88)	\$ -	\$ 381.88	776
Subtotal				\$ 45,090,000.00	\$ 46,023,667.23	\$ 45,976,623.51	\$ 9,715.69			\$ 1,423,979.02	\$ 977,738.58	\$ 250,555.27	
BNY MM		Money Market			130,170.95	130,170.95			0.00%				1
LAIF		State Investment Pool			8,895,275.07	8,895,275.07			0.20%			7,879.48	1
					\$55,049,113.25	\$55,002,069.53				\$ 1,423,979.02	\$ 977,738.58	\$ 258,434.75	

Matured Assets													
US Treasury	912828Y20	Gov. Agency Debenture	1/31/2020	1,000,000.00	1,016,601.56			7/15/2021	1.47%	\$ 38,221.16	\$ 20,977.00	\$ 609.80	
Wells Fargo	94988J6A0	Corporate Bond	6/24/2020	1,350,000.00	1,370,749.50			9/9/2021	0.80%	\$ 32,468.18	\$ 10,139.92	\$ 1,940.52	
FNMA	3135G0Q89	Gov. Agency Debenture	2/10/2020	1,000,000.00	998,702.00			10/7/2021	1.38%	\$ 22,802.08	\$ 20,147.24	\$ 3,941.85	
FHLB	3130AABG2	US Treasury Note	4/15/2019	1,000,000.00	988,250.00			11/29/2021	2.34%	\$ 49,166.67	\$ 51,343.12	\$ 9,670.58	

Total Investments "Matured" \$ 16,162.75

Total Interest FY 20_21 Matured and Current \$ 274,597.50

Maturity Profile	Amount
0-1 year	\$21,013,336.79
1-2 years	\$10,924,979.22
2-3 years	\$23,110,797.24
3-5 years	\$ -
	<u>\$55,049,113.25</u>

Market to Cost Position Report

Institution	Amortized Cost
BNY Assets	\$46,023,667.23
BNY MM	130,170.95
LAIF	8,895,275.07
Totals:	<u>\$55,049,113.25</u>

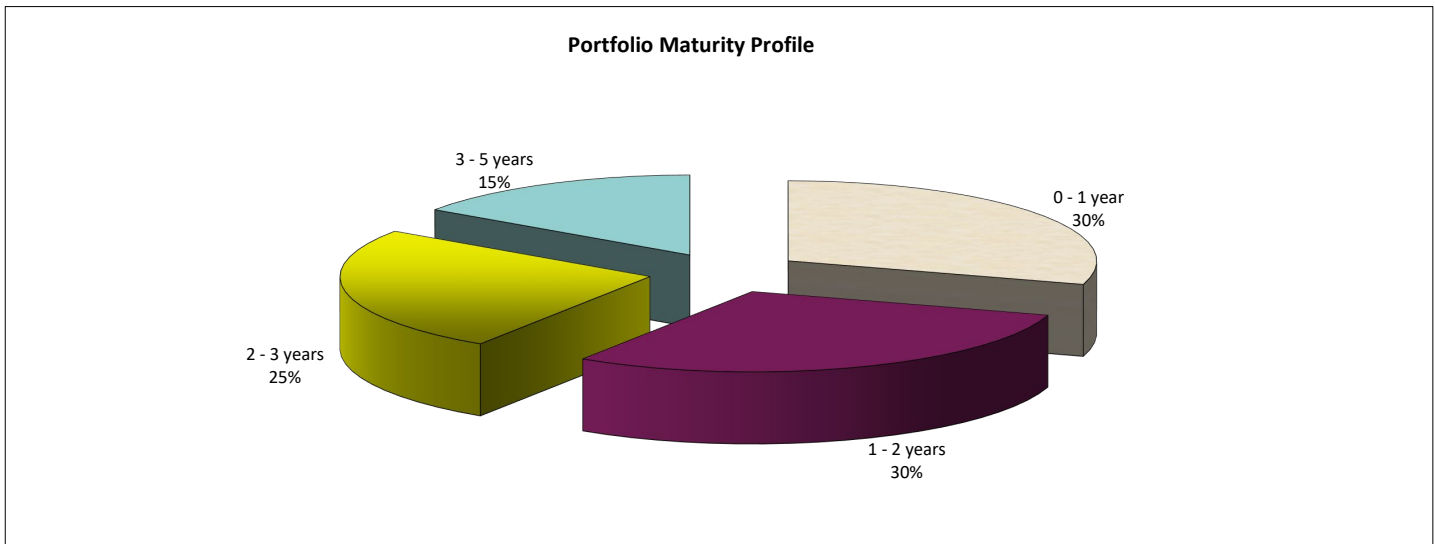
Town of Los Gatos
Summary Investment Information
October 31, 2021

Weighted Average YTM Portfolio Yield: **1.24%** **Weighted Average Maturity (days)** **509**

	<u>This Month</u>	<u>Last Month</u>	<u>One year ago</u>
Portfolio Balance	\$59,763,609	\$59,898,959	\$58,591,198

Benchmarks/ References:

Town's Average Yield	1.24%	1.27%	1.63%
LAIF Yield for month	0.20%	0.21%	0.62%
3 mo. Treasury	0.06%	0.04%	0.09%
6 mo. Treasury	0.06%	0.05%	0.10%
2 yr. Treasury	0.50%	0.28%	0.16%
5 yr. Treasury (most recent)	1.19%	0.97%	0.39%
10 Yr. Treasury	1.56%	1.49%	0.88%

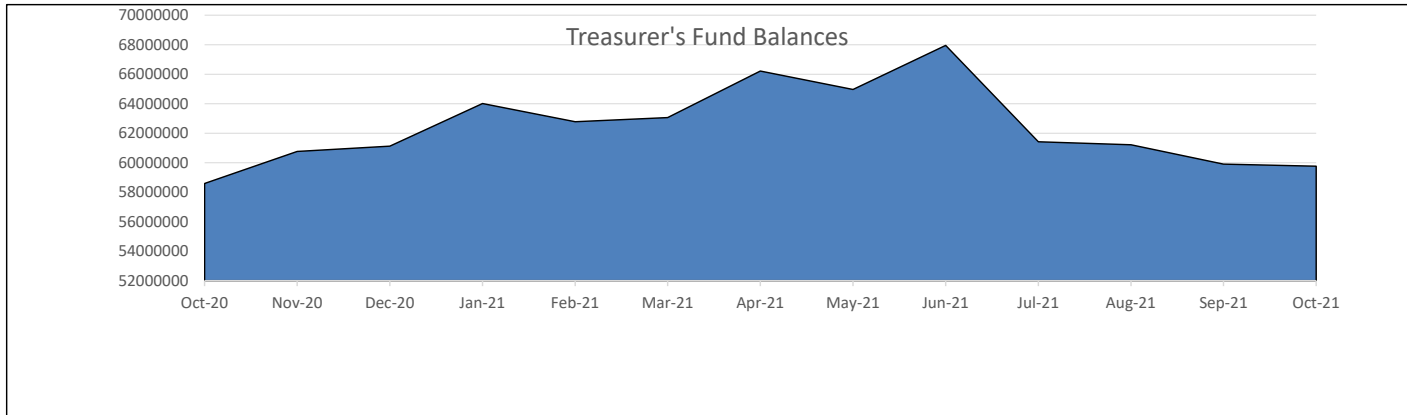
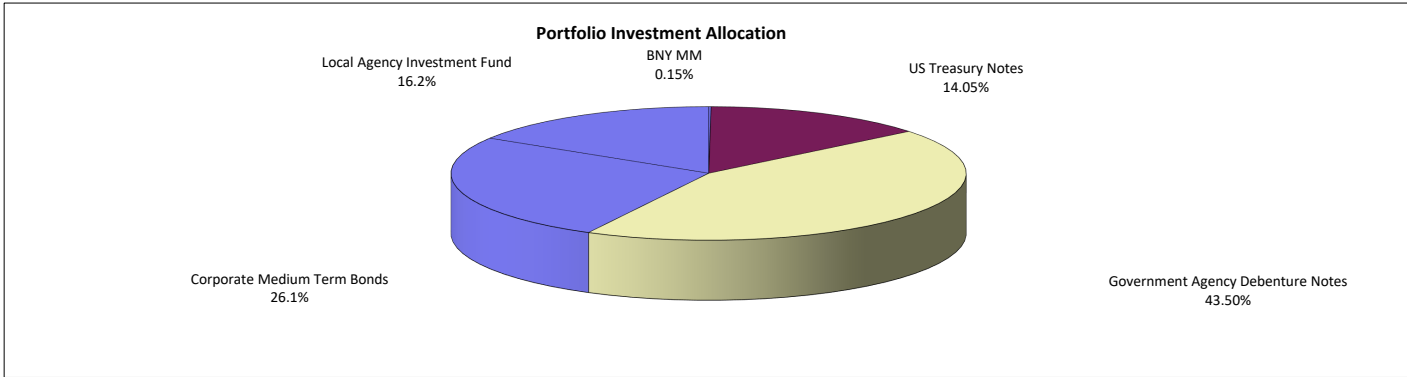


Compliance: The Town's investments are in compliance with the Town's investment policy dated September 21, 2021 and also in compliance with the requirements of Section 53601 of the California State Code. Based on the information available, the Town has sufficient funds to meet the cash demands for the next six months.

Town of Los Gatos
Portfolio Allocation & Treasurer's Fund Balances
October 31, 2021

	<u>Month</u>	<u>YTD</u>
Fund Balances - Beginning of Month/Period	\$59,898,959.34	\$67,951,235.09
Receipts	3,596,148.01	19,315,605.17
Disbursements	<u>(3,731,498.51)</u>	<u>(27,503,231.42)</u>
Fund Balances - End of Month/Period	<u>\$59,763,608.84</u>	<u>\$59,763,608.84</u>

<u>Portfolio Allocation:</u>	<u>% of Portfolio</u>	<u>Max. % Or \$ Allowed Per State Law or Policy</u>
BNY MM	\$81,734.42	0.15%
US Treasury Notes	\$7,723,182.05	14.05%
Government Agency Debenture Notes	\$23,905,158.13	43.50%
Corporate Medium Term Bonds	\$14,350,644.01	26.11%
Local Agency Investment Fund	<u>\$8,895,275.07</u>	<u>16.19%</u>
Subtotal - Investments	54,955,993.68	100.00%
Reconciled Demand Deposit Balances	<u>4,807,615.16</u>	
Total Treasurer's Fund	<u>\$59,763,608.84</u>	



Town of Los Gatos
Non-Treasury Restricted Fund Balances
October 31, 2021

	Beginning Balance	OCT 21 Deposits Realized Gain/Adj.	OCT 21 Interest/ Earnings	OCT 21 Withdrawals	Ending Balance	
Non-Treasury Funds:						
Cert. of Participation 2002 Series A Reserve Fund	\$ 686,291.28		\$ 5.70		\$ 686,296.98	Note 1
Cert. Of Participation 2010 Ser A Lease Pymt Fund	21,140.90		0.25		\$ 21,141.15	Note 1
Cert. of Participation 2002 Lease Payment Fund	22.41		0.00		\$ 22.41	Note 1
Cert. of Participation 2010 Series Reserve Fund	<u>1,277,084.31</u>		<u>10.50</u>		<u>1,277,094.81</u>	Note 2
Total Restricted Funds:	<u>\$ 1,984,538.90</u>	<u>\$ -</u>	<u>\$ 16.45</u>	<u>\$ -</u>	<u>\$ 1,984,555.35</u>	
CEPPT IRS Section 115 Trust	0.00	0.00	0.00	0.00	0.00	
Grand Total COP's and CEPPT Trust	<u>\$ 1,984,538.90</u>	<u>\$ -</u>	<u>\$ 16.45</u>	<u>\$ -</u>	<u>\$ 1,984,555.35</u>	

These accounts are not part of the Treasurer's fund balances reported elsewhere in this report, as they are for separate and distinct entities.

Note 1: The three original funds for the Certificates of Participation 2002 Series A consist of construction funds which will be expended over the next few years, reserve funds which will guarantee the payment of lease payments, and a third fund for the disbursement of lease payments and initial delivery costs.

Note 2: The 2010 COP Funds are all for the Library construction, reserves to guarantee lease payments, and a lease payment fund for the life of the COP issue. The COI fund was closed in September 2010.

Note 3: The CEPPT Section IRS Section 115 Trust was established as an irrevocable trust dedicated to accumulate resources to fund the Town's unfunded liabilities related to pension and other p

**Town of Los Gatos
Statement of Interest Earned
October 31, 2021**

Interest by Month

July 2021	\$57,076.80
August 2021	56,600.18
September 2021	54,523.00
October 2021	54,951.68
November 2021	
December 2021	
January 2022	
February 2022	
March 2022	
April 20202	
May 2022	
June 2022	
	<hr/>
	<u>\$223,151.66</u>

**Town of Los Gatos Investment Schedule March
2021**

Institution	CUSIP #	Security	Deposit Date	Par Value	Original Cost	Market Value	Purchased Interest	Maturity Date or Call Date	Yield to Maturity or Call	Interest Received to Date	Interest Earned Prior Yrs.	Interest Earned Current FY	Days to Maturity
Treasury	91282CAP6	US Treasury Note	6/30/2021	1,000,000.00	995,390.63	992,929.69		10/15/2023	0.33%	\$ 365.44	\$ -	\$ 1,098.60	714
Toyota Motor Credit	89236TDP7	Corporate Bond	05/20/19	1,100,000.00	1,102,596.00	1,105,145.45		1/11/2022	2.50%	\$ 61,251.67	\$ 58,418.45	\$ 9,307.60	72
Toyota Motor Credit	89236THA6	Corporate Bond	4/12/2021	500,000.00	510,580.00	506,516.66		8/25/2023	0.45%	\$ 2,493.75	\$ 494.69	\$ 770.22	663
American Express Credit Corp.	0258M0EG0	Corporate Bond	4/5/2021	1,000,000.00	1,020,330.00	1,005,872.00		1/31/2022	0.46%	\$ 11,100.00	\$ 553.07	\$ 791.02	92
FFCB	3133EKMX1	Gov. Agency Debenture	8/2/2019	1,000,000.00	1,014,400.00	1,036,379.76		2/23/2024	1.90%	\$ 51,475.83	\$ 36,611.80	\$ 6,451.65	845
FFCB	3133EMBE1	Gov. Agency Debenture	10/8/2020	1,600,000.00	1,598,000.00	1,591,582.45		3/28/2024	0.34%	\$ 4,653.34	\$ 3,903.24	\$ 1,811.69	879
FFCB	3133EMCQ3	Gov. Agency Debenture	10/16/2020	2,000,000.00	1,998,000.00	1,996,824.14		10/13/2024	0.31%	\$ 5,553.33	\$ 4,295.55	\$ 2,055.85	1078
BankAmerica Corp	06051GHC6	Corporate Bond	10/9/2020	1,300,000.00	1,366,287.00	1,334,031.84		12/20/2023	0.66%	\$ 27,227.92	\$ 13,250.31	\$ 6,173.44	780
IBM	459200HG9	Corporate Bond	8/8/2019	1,000,000.00	995,010.00	1,011,532.04		8/1/2022	2.05%	\$ 37,135.42	\$ 38,718.82	\$ 6,882.10	274
IBM	459200FY8	Corporate Bond	3/25/2021	1,000,000.00	1,071,040.00	1,052,161.97		5/15/2024	0.71%	\$ 4,166.67	\$ 1,964.86	\$ 2,491.52	927
US Treasury	912828R28	US Treasury Note	7/2/2019	500,000.00	497,246.09	509,511.72		4/30/2023	1.77%	\$ 18,921.54	\$ 17,663.79	\$ 2,980.31	546
Freddie Mac	3137EAE25	Gov. Agency Debenture	7/19/2019	2,000,000.00	2,072,358.00	2,074,223.74		6/19/2023	1.79%	\$ 105,416.67	\$ 71,285.65	\$ 12,314.80	596
FFCB	3133EKVFO	Gov. Agency Debenture	7/22/2019	1,000,000.00	999,630.00	1,019,546.95		1/17/2023	1.89%	\$ 37,239.58	\$ 36,626.98	\$ 6,354.19	443
Treasury	912828L57	US Treasury Note	7/22/2019	1,200,000.00	1,197,988.40	1,217,578.13		9/30/2022	2.09%	\$ 46,016.39	\$ 42,014.96	\$ 7,288.91	334
Freddie Mac	3137EADB2	Gov. Agency Debenture	1/17/2020	2,100,000.00	2,132,039.70	2,109,312.24		1/13/2022	2.12%	\$ 74,258.34	\$ 49,063.54	\$ 11,386.44	74
US Treasury	91282CAW1	Gov. Agency Debenture	7/15/2021	1,200,000.00	1,199,437.50	1,193,437.50	497.28	11/15/2023	0.27%	\$ (497.28)	\$ -	\$ 958.89	745
American Honda	02665WCZ2	Corporate Bond	11/27/2019	1,000,000.00	1,012,410.01	1,037,883.15		6/27/2024	2.12%	\$ 48,733.34	\$ 33,895.56	\$ 7,175.82	970
JP Morgan Chase	46625HJE1	Gov. Agency Debenture	2/11/2020	900,000.00	934,587.00	923,303.04		9/23/2022	1.74%	\$ 47,287.50	\$ 22,179.72	\$ 5,402.19	327
Honeywell Int'l.	438516BW5	Corporate Bond	11/20/2019	1,000,000.00	1,014,660.00	1,038,829.77		7/15/2024	1.64%	\$ 39,483.33	\$ 31,978.44	\$ 6,689.37	988
Caterpillar Financial Serv	14913Q2V0	Corporate Bond	2/23/2020	1,000,000.00	1,077,370.00	1,048,903.87		5/17/2024	0.44%	\$ 6,650.00	\$ 1,582.27	\$ 1,532.43	929
FNMA	3135G0V75	Gov. Agency Debenture	10/17/2019	1,100,000.00	1,105,833.30	1,130,642.50		7/2/2024	1.63%	\$ 33,206.25	\$ 30,694.63	\$ 6,069.84	975
US Bancorp	91159HHV5	Corporate Bond	12/24/2019	1,000,000.00	1,049,040.00	1,055,164.04		1/5/2024	2.12%	\$ 54,468.75	\$ 32,781.93	\$ 7,278.30	796
FHLB	3133834G3	Gov. Agency Debenture	3/11/2021	1,400,000.00	1,460,522.00	1,437,785.72		6/9/2023	0.19%	\$ 7,272.22	\$ 854.65	\$ 947.04	586
FFCB	3133EKQA7	Gov. Agency Debenture	10/21/2019	1,000,000.00	1,019,780.00	1,036,831.81		9/10/2024	1.66%	\$ 39,231.11	\$ 28,373.17	\$ 5,647.09	1045
PNC Financial	693476BN2	Corporate Bond	8/15/2019	1,000,000.00	1,029,280.00	1,007,772.38		2/6/2022	2.12%	\$ 68,108.33	\$ 39,793.76	\$ 7,145.45	98
FHLB	313379Q69	Gov. Agency Debenture	7/22/2019	1,000,000.00	1,006,960.00	1,012,485.75		6/10/2022	1.87%	\$ 40,020.83	\$ 36,595.58	\$ 6,348.74	222
FNMA	3135G0V59	Gov. Agency Debenture	11/27/2019	1,540,000.00	1,562,924.44	1,554,883.04		4/12/2022	1.61%	\$ 64,968.75	\$ 39,792.92	\$ 8,424.32	163
JP Morgan Chase	46625HJT8	Corporate Bond	9/23/2019	1,400,000.00	1,485,414.00	1,493,954.00		2/1/2024	2.39%	\$ 100,663.89	\$ 61,355.87	\$ 11,682.31	823
American Honda	02665WDH1	Corporate Bond	2/14/2020	600,000.00	603,756.00	612,327.86		5/10/2023	1.75%	\$ 16,445.00	\$ 14,494.97	\$ 3,551.56	556
FHLB	3130AABG2	US Treasury Note	4/15/2019	1,000,000.00	988,250.00	1,001,434.00		11/29/2021	2.34%	\$ 39,791.67	\$ 51,343.12	\$ 7,825.53	29
Treasury	91282CBE0_2	Gov. Agency Debenture	10/7/2021	1,000,000.00	994,768.98	990,117.19	285.33	1/15/2024	0.36%	\$ (285.33)	\$ -	\$ 233.45	806
FHLB	3130ALH98	Gov. Agency Debenture	2/26/2021	1,000,000.00	997,610.00	994,511.30		2/26/2024	0.33%	\$ 1,250.00	\$ 1,119.96	\$ 1,110.93	848
Treasury	912828M80	US Treasury Note	7/22/2019	1,000,000.00	1,006,175.23	1,019,726.56		11/30/2022	1.81%	\$ 37,158.47	\$ 35,281.07	\$ 6,120.69	395
Treasury	912828U57	US Treasury Note	7/31/2019	1,000,000.00	1,011,875.00	1,032,890.62		11/30/2022	1.84%	\$ 38,958.33	\$ 35,502.32	\$ 6,238.26	760
Treasury	912828X70	US Treasury Note	12/30/2019	1,000,000.00	1,010,589.29	1,033,398.44		4/30/2024	1.75%	\$ 40,703.30	\$ 29,364.36	\$ 6,590.90	912
Treasury	912828XT2	US Treasury Note	10/31/2019	1,000,000.00	1,015,667.41	1,033,789.06		5/31/2024	1.64%	\$ 31,639.34	\$ 27,624.64	\$ 5,588.54	943
American Honda	02665WCQ2	Corporate Bond	9/14/2021	950,000.00	1,012,871.00	1,003,772.68		10/10/2023	0.41%	\$ 2,487.15	\$ -	\$ 525.77	709
FFCB	3133EJ3Q0	Gov. Agency Debenture	8/28/2019	1,500,000.00	1,587,503.75	1,574,275.65		12/21/2023	2.12%	\$ 78,223.96	\$ 42,086.02	\$ 7,703.24	781
Freddie Mac	3133EKKT2	Gov. Agency Debenture	6/24/2019	1,550,000.00	1,573,188.00	1,588,653.34		2/8/2023	1.82%	\$ 82,731.25	\$ 57,521.06	\$ 9,599.85	465
Treasury	91282CBE0	Gov. Agency Debenture	9/15/2021	650,000.00	647,615.46	643,576.17	136.88	1/15/2024	0.28%	\$ (136.88)	\$ -	\$ 231.14	806
Subtotal				\$ 45,090,000.00	\$ 45,978,984.19	\$ 46,063,498.22	\$ 919.49			\$ 1,405,839.17	\$ 1,029,081.71	\$ 208,780.01	
BNY MM		Money Market			81,734.42	81,734.42			0.00%				1
LAIF		State Investment Pool			8,895,275.07	8,895,275.07			0.20%			7,879.48	1
					\$54,955,993.68	\$55,040,507.71				\$ 1,405,839.17	\$ 1,029,081.71	\$ 216,659.49	

<u>Matured Assets</u>													
US Treasury	912828Y20	Gov. Agency Debenture	1/31/2020	1,000,000.00	1,016,601.56			7/15/2021	1.47%	\$ 38,221.16	\$ 20,977.00	\$ 609.80	0
Wells Fargo	94988J6A0	Corporate Bond	6/24/2020	1,350,000.00	1,370,749.50			9/9/2021	0.80%	\$ 32,468.18	\$ 10,139.92	\$ 1,940.52	0
FNMA	3135G0Q89	Gov. Agency Debenture	2/10/2020	1,000,000.00	998,702.00			10/7/2021	1.38%	\$ 22,802.08	\$ 20,147.24	\$ 3,941.85	0

Total Investments "Matured"	\$ 6,492.17
Total Interest FY 20_21 Matured and Current	\$ 223,151.66

Maturity Profile	Amount
0-1 year	\$20,946,975.03
1-2 years	\$10,731,716.95
2-3 years	\$23,277,301.70
3-5 years	\$ -
	\$54,955,993.68

Market to Cost Position Report

Institution	Amortized Cost
BNY Assets	\$45,978,984.19
BNY MM	81,734.42
LAIF	8,895,275.07
Totals:	\$54,955,993.68

Town of Los Gatos

Insight ESG Ratings as of December 31, 2021

Security Description	Maturity Date	Par/Shares	Moody Rating	S&P Rating	Insight ESG Rating	Environment	Social	Governance
TOYOTA MOTOR CREDIT CORP 2.6% 11JAN2022	1/11/2022	\$ 1,100,000	A1	A+	3	3	3	4
AMERICAN EXPRESS CREDIT 2.7% 03MAR2022 (CALLABLE 31JAN22)	3/3/2022	\$ 1,000,000	A2	A-	2	1	2	3
PNC FINANCIAL SERVICES 3.3% 08MAR2022 (CALLABLE 06FEB22)	3/8/2022	\$ 1,000,000	A2	A	2	2	3	3
IBM CORP 1.875% 01AUG2022	8/1/2022	\$ 1,000,000	A3	A-	3	1	3	5
JPMORGAN CHASE & CO 3.25% 23SEP2022	9/23/2022	\$ 900,000	A2	A-	3	1	3	4
AMERICAN HONDA FINANCE 1.95% 10MAY2023	5/10/2023	\$ 600,000	A3	A-	3	1	4	3
TOYOTA MOTOR CREDIT CORP 1.35% 25AUG2023	8/25/2023	\$ 500,000	A1	A+	3	3	3	4
AMERICAN HONDA FINANCE 3.625% 10OCT2023	10/10/2023	\$ 950,000	A3	A-	3	1	4	3
BANK OF AMERICA CORP 3.004% 20DEC2023 (CALLABLE 20DEC22)	12/20/2023	\$ 1,300,000	A2	A+	3	2	4	4
JPMORGAN CHASE & CO 3.875% 01FEB2024	2/1/2024	\$ 1,400,000	A2	A-	3	1	3	4
US BANCORP 3.375% 05FEB2024 (CALLABLE 05JAN24)	2/5/2024	\$ 1,000,000	A2	A+	3	2	4	4
IBM CORP 3.0% 15MAY2024	5/15/2024	\$ 1,000,000	A3	A-	3	1	3	5
CATERPILLAR FIN SERVICES 2.85% 17MAY24	5/17/2024	\$ 1,000,000	A2	A	3	3	3	4
AMERICAN HONDA FINANCE 2.4% 27JUN2024	6/27/2024	\$ 1,000,000	A3	A-	3	1	4	3
HONEYWELL INTERNATIONAL 2.3% 15AUG2024 (CALLABLE 15JUL24)	8/15/2024	\$ 1,000,000	A2	A	4	4	5	3
Total/Average		\$ 14,750,000			2.9	1.6	3.3	3.8

*ESG ratings are from 1 to 5, with 1 as the highest rating and 5 as the lowest. All ratings are weighted by industry rankings, based on the importance of the category within the individual industry.