

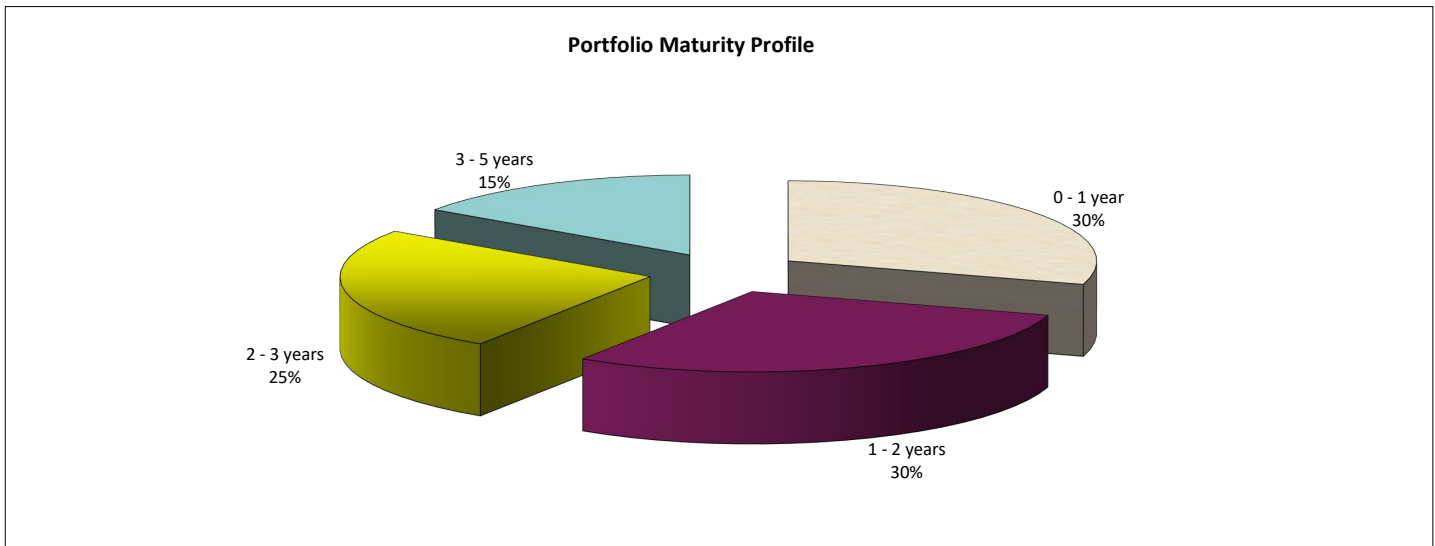
**Town of Los Gatos  
Summary Investment Information  
September 30, 2021**

**Weighted Average YTM Portfolio Yield: 1.27%** **Weighted Average Maturity (days) 519**

	<u>This Month</u>	<u>Last Month</u>	<u>One year ago</u>
<b>Portfolio Balance</b>	\$59,898,959	\$61,207,129	\$59,981,525

**Benchmarks/ References:**

Town's Average Yield	1.27%	1.32%	1.86%
LAIF Yield for month	0.21%	0.22%	0.69%
3 mo. Treasury	0.04%	0.05%	0.11%
6 mo. Treasury	0.05%	0.06%	0.10%
2 yr. Treasury	0.28%	0.21%	0.13%
5 yr. Treasury (most recent)	0.97%	0.78%	0.28%
10 Yr. Treasury	1.49%	1.31%	0.71%

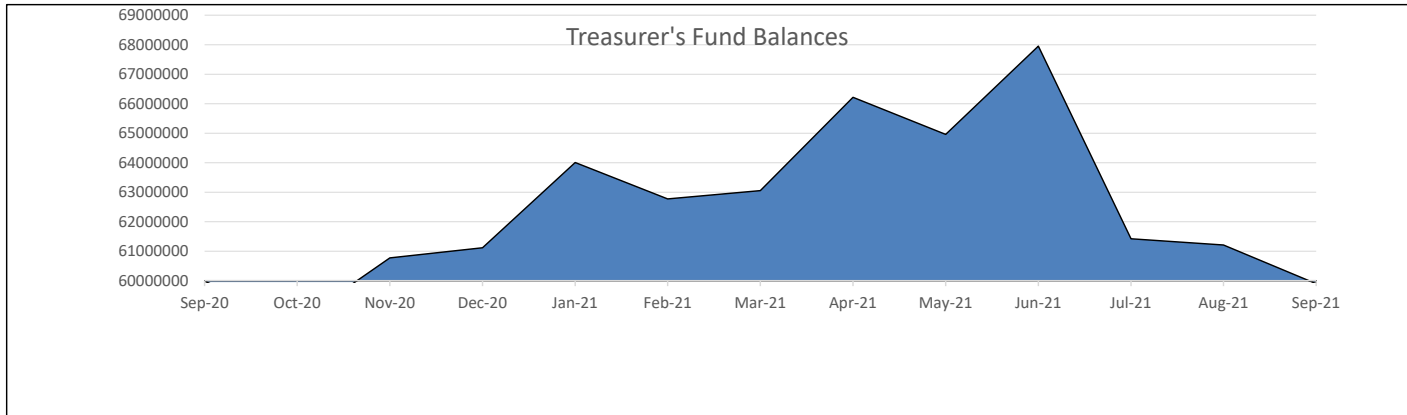
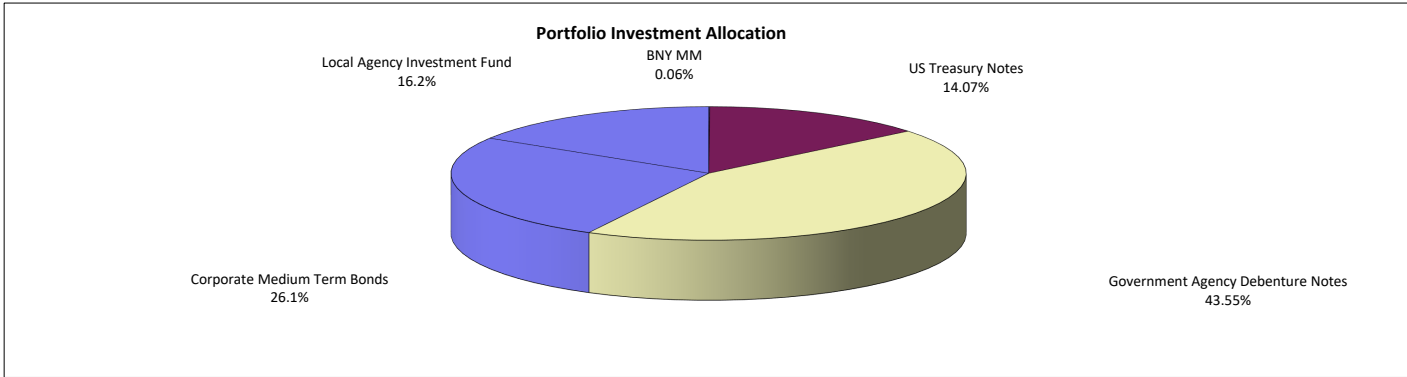


**Compliance:** The Town's investments are in compliance with the Town's investment policy dated September 21, 2021 and also in compliance with the requirements of Section 53601 of the California State Code. Based on the information available, the Town has sufficient funds to meet the cash demands for the next six months.

**Town of Los Gatos**  
**Portfolio Allocation & Treasurer's Fund Balances**  
**September 30, 2021**

	<u>Month</u>	<u>YTD</u>
Fund Balances - Beginning of Month/Period	\$61,207,128.66	\$67,951,235.09
Receipts	2,626,919.18	15,719,457.16
Disbursements	<u>(3,935,088.50)</u>	<u>(23,771,732.91)</u>
Fund Balances - End of Month/Period	<u>\$59,898,959.34</u>	<u>\$59,898,959.34</u>

<u>Portfolio Allocation:</u>	<u>% of Portfolio</u>	<u>Max. % Or \$ Allowed Per State Law or Policy</u>
BNY MM	\$31,941.79	0.06%
US Treasury Notes	\$7,723,182.05	14.07%
Government Agency Debenture Notes	\$23,909,091.15	43.55%
Corporate Medium Term Bonds	\$14,350,644.01	26.14%
Local Agency Investment Fund	<u>\$8,888,929.23</u>	<u>16.19%</u>
Subtotal - Investments	54,903,788.23	100.00%
Reconciled Demand Deposit Balances	<u>4,995,171.11</u>	
<b>Total Treasurer's Fund</b>	<u><b>\$59,898,959.34</b></u>	



**Town of Los Gatos**  
**Non-Treasury Restricted Fund Balances**  
**September 30, 2021**

	Beginning Balance	SEP 21 Deposits Realized Gain/Adj.	SEP 21 Interest/ Earnings	SEP 21 Withdrawals	Ending Balance	
Non-Treasury Funds:						
Cert. of Participation 2002 Series A Reserve Fund	\$ 686,285.39		\$ 5.89		\$ 686,291.28	Note 1
Cert. Of Participation 2010 Ser A Lease Pymt Fund	21,140.34		0.56		21,140.90	Note 1
Cert. of Participation 2002 Lease Payment Fund	22.26		0.15		22.41	Note 1
Cert. of Participation 2010 Series Reserve Fund	1,277,073.46		10.85		1,277,084.31	Note 2
Total Restricted Funds:	<u>\$ 1,984,521.45</u>	<u>\$ -</u>	<u>\$ 17.45</u>	<u>\$ -</u>	<u>\$ 1,984,538.90</u>	
CEPPT IRS Section 115 Trust	0.00	0.00	0.00	0.00	0.00	
Grand Total COP's and CEPPT Trust	<u>\$ 1,984,521.45</u>	<u>\$ -</u>	<u>\$ 17.45</u>	<u>\$ -</u>	<u>\$ 1,984,538.90</u>	

These accounts are not part of the Treasurer's fund balances reported elsewhere in this report, as they are for separate and distinct entities.

**Note 1:** The three original funds for the Certificates of Participation 2002 Series A consist of construction funds which will be expended over the next few years, reserve funds which will guarantee the payment of lease payments, and a third fund for the disbursement of lease payments and initial delivery costs.

**Note 2:** The 2010 COP Funds are all for the Library construction, reserves to guarantee lease payments, and a lease payment fund for the life of the COP issue. The COI fund was closed in September 2010.

**Note 3:** The CEPPT Section IRS Section 115 Trust was established as an irrevocable trust dedicated to accumulate resources to fund the Town's unfunded liabilities related to pension and other p

**Town of Los Gatos  
Statement of Interest Earned  
September 30, 2021**

Interest by Month

July 2021	\$57,076.80
August 2021	56,600.18
September 2021	54,523.00
October 2021	
November 2021	
December 2021	
January 2022	
February 2022	
March 2022	
April 20202	
May 2022	
June 2022	
	<hr/>
	<u>\$168,199.98</u>

**Town of Los Gatos Investment Schedule March  
2021**

Institution	CUSIP #	Security	Deposit Date	Par Value	Original Cost	Market Value	Purchased Interest	Maturity Date or Call Date	Yield to Maturity or Call	Interest Received to Date	Interest Earned Prior Yrs.	Interest Earned Current FY	Days to Maturity
Treasury	91282CAP6	US Treasury Note	6/30/2021	1,000,000.00	995,390.63	996,406.25	259.56	10/15/2023	0.33%	-(259.56)	-	821.71	745
Toyota Motor Credit	89236TDP7	Corporate Bond	05/20/19	1,100,000.00	1,102,596.00	1,107,102.81		1/11/2022	2.50%	61,251.67	58,418.45	6,961.78	103
Toyota Motor Credit	89236THA6	Corporate Bond	4/12/2021	500,000.00	510,580.00	509,229.08		8/25/2023	0.45%	2,493.75	494.69	576.10	694
American Express Credit Corp.	0258M0EG0	Corporate Bond	4/5/2021	1,000,000.00	1,020,330.00	1,008,131.00		1/31/2022	0.46%	11,100.00	553.07	591.66	123
FFCB	3133EKMX1	Gov. Agency Debenture	8/2/2019	1,000,000.00	1,014,400.00	1,042,838.40		2/23/2024	1.90%	51,475.83	36,611.80	4,825.62	876
FFCB	3133EMBE1	Gov. Agency Debenture	10/8/2020	1,600,000.00	1,598,000.00	1,595,149.20		3/28/2024	0.34%	4,653.34	3,903.24	1,355.09	910
FFCB	3133EMCQ3	Gov. Agency Debenture	10/16/2020	2,000,000.00	1,998,000.00	1,999,588.08		10/13/2024	0.31%	2,753.33	4,295.55	1,537.71	1109
BankAmerica Corp	06051GHC6	Corporate Bond	10/9/2020	1,300,000.00	1,366,287.00	1,339,741.00		12/20/2023	0.66%	27,227.92	13,250.31	4,617.53	811
IBM	459200HG9	Corporate Bond	8/8/2019	1,000,000.00	995,010.00	1,013,329.32		8/1/2022	2.05%	37,135.42	38,718.82	5,147.59	305
IBM	459200FY8	Corporate Bond	3/25/2021	1,000,000.00	1,071,040.00	1,060,781.89		5/15/2024	0.71%	4,166.67	1,964.86	1,863.58	958
US Treasury	912828R28	US Treasury Note	7/2/2019	500,000.00	497,246.09	511,191.41		4/30/2023	1.77%	14,859.04	17,663.79	2,229.18	577
Freddie Mac	3137EAE25	Gov. Agency Debenture	7/19/2019	2,000,000.00	2,072,358.00	2,085,885.82		6/19/2023	1.79%	105,416.67	71,285.65	9,211.07	627
FFCB	3133EKVF0	Gov. Agency Debenture	7/22/2019	1,000,000.00	999,630.00	1,022,142.73		1/17/2023	1.89%	37,239.58	36,626.98	4,752.73	474
Treasury	912828L57	US Treasury Note	7/22/2019	1,200,000.00	1,197,988.40	1,219,968.74		9/30/2022	2.09%	46,016.39	42,014.96	5,451.87	365
Freddie Mac	3137EADB2	Gov. Agency Debenture	1/17/2020	2,100,000.00	2,132,039.70	2,113,734.00		1/13/2022	2.12%	74,258.34	49,063.54	8,516.69	105
US Treasury	91282CAW1	Gov. Agency Debenture	7/15/2021	1,200,000.00	1,199,437.50	1,198,312.50	497.28	11/15/2023	0.27%	-(497.28)	-	683.65	776
American Honda	02665WCZ2	Corporate Bond	11/27/2019	1,000,000.00	1,012,410.01	1,043,768.01		6/27/2024	2.12%	48,733.34	33,895.56	5,367.28	1001
JP Morgan Chase	46625HJE1	Gov. Agency Debenture	2/11/2020	900,000.00	934,587.00	926,345.54		9/23/2022	1.74%	47,287.50	22,179.72	4,040.66	358
Honeywell Int'l.	438516BW5	Corporate Bond	11/20/2019	1,000,000.00	1,014,660.00	1,047,781.42		7/15/2024	1.64%	39,483.33	31,978.44	5,003.43	1019
Caterpillar Financial Serv	14913Q2V0	Corporate Bond	2/23/2020	1,000,000.00	1,077,370.00	1,058,368.18		5/17/2024	0.44%	6,650.00	1,582.27	1,146.21	960
FNMA	3135G0V75	Gov. Agency Debenture	10/17/2019	1,100,000.00	1,105,833.30	1,138,552.18		7/2/2024	1.63%	33,206.25	30,694.63	4,540.04	1006
US Bancorp	91159HHV5	Corporate Bond	12/24/2019	1,000,000.00	1,049,040.00	1,062,962.09		1/5/2024	2.12%	54,468.75	32,781.93	5,443.93	827
FHLB	3133834G3	Gov. Agency Debenture	3/11/2021	1,400,000.00	1,460,522.00	1,444,186.74		6/9/2023	0.19%	7,272.22	854.65	708.36	617
FFCB	3133EKQA7	Gov. Agency Debenture	10/21/2019	1,000,000.00	1,019,780.00	1,044,682.33		9/10/2024	1.66%	39,231.11	28,373.17	4,223.84	1076
PNC Financial	693476BN2	Corporate Bond	8/15/2019	1,000,000.00	1,029,280.00	1,010,773.70		2/6/2022	2.12%	68,108.33	39,793.76	5,344.56	129
FHLB	313379Q69	Gov. Agency Debenture	7/22/2019	1,000,000.00	1,006,960.00	1,014,220.41		6/10/2022	1.87%	40,020.83	36,595.58	4,748.65	253
FNMA	3135G0V59	Gov. Agency Debenture	11/27/2019	1,540,000.00	1,562,924.44	1,557,574.14		4/12/2022	1.61%	47,643.75	39,792.92	6,301.12	194
JP Morgan Chase	46625HJT8	Corporate Bond	9/23/2019	1,400,000.00	1,485,414.00	1,505,405.10		2/1/2024	2.39%	100,663.89	61,355.87	8,737.99	854
American Honda	02665WDH1	Corporate Bond	2/14/2020	600,000.00	603,756.00	614,482.69		5/10/2023	1.75%	16,445.00	14,494.97	2,656.45	587
FHLB	3130AABG2	US Treasury Note	4/15/2019	1,000,000.00	988,250.00	1,002,925.61		11/29/2021	2.34%	39,791.67	51,343.12	5,853.24	60
FNMA	3135G0Q89	Gov. Agency Debenture	2/10/2020	1,000,000.00	998,702.00	1,000,222.43		10/7/2021	1.38%	15,927.08	20,147.24	3,663.14	7
FHLB	3130ALH98	Gov. Agency Debenture	2/26/2021	1,000,000.00	997,610.00	997,758.31		2/26/2024	0.33%	1,250.00	1,119.96	830.94	879
Treasury	912828M80	US Treasury Note	7/22/2019	1,000,000.00	1,006,175.23	1,021,718.75		11/30/2022	1.81%	37,158.47	35,281.07	4,578.08	426
Treasury	912828U57	US Treasury Note	7/31/2019	1,000,000.00	1,011,875.00	1,038,828.12		11/30/2023	1.84%	38,958.33	35,502.32	4,666.02	791
Treasury	912828X70	US Treasury Note	12/30/2019	1,000,000.00	1,010,589.29	1,040,507.81		4/30/2024	1.75%	29,703.30	29,364.36	4,929.78	943
Treasury	912828XT2	US Treasury Note	10/31/2019	1,000,000.00	1,015,667.41	1,041,093.75		5/31/2024	1.64%	31,639.34	27,624.64	4,180.04	974
American Honda	02665WCQ2	Corporate Bond	9/14/2021	950,000.00	1,012,871.00	1,009,421.43	14,731.60	10/10/2023	0.41%	-(14,731.60)	-	178.99	740
FFCB	3133EJ3Q0	Gov. Agency Debenture	8/28/2019	1,500,000.00	1,587,503.75	1,582,619.60		12/21/2023	2.12%	78,223.96	42,086.02	5,761.78	812
Freddie Mac	3133EKKT2	Gov. Agency Debenture	6/24/2019	1,550,000.00	1,573,188.00	1,593,409.89		2/8/2023	1.82%	82,731.25	57,521.06	7,180.38	496
Treasury	91282CBE0	Gov. Agency Debenture	9/15/2021	650,000.00	647,615.46	646,521.49	136.88	1/15/2024	0.28%	-(136.88)	-	75.37	837
Subtotal				\$ 45,090,000.00	\$ 45,982,917.21	\$ 46,267,661.95	\$ 15,625.32			\$ 1,369,020.33	\$ 1,049,228.95	\$ 159,303.82	
BNY MM		Money Market			31,941.79	31,941.79			0.00%				1
LAIF		State Investment Pool			8,888,929.23	8,888,929.23			0.21%			6,345.84	1
					<b>\$54,903,788.23</b>	<b>\$55,188,532.97</b>				<b>\$ 1,369,020.33</b>	<b>\$ 1,049,228.95</b>	<b>\$ 165,649.66</b>	

Matured Assets		Deposit Date	Par Value	Original Cost	Maturity Date	Yield to Maturity	Interest Received to Date	Interest Earned Prior Yrs.	Interest Earned Current FY	Days to Maturity
US Treasury	912828Y20	1/31/2020	1,000,000.00	1,016,601.56	7/15/2021	1.47%	38,221.16	20,977.00	609.80	0
Wells Fargo	94988J6A0	6/24/2020	1,350,000.00	1,370,749.50	9/9/2021	0.80%	32,468.18	10,139.92	1,940.52	0

Total Investments "Matured" \$ 2,550.32

Total Interest FY 20\_21 Matured and Current \$ 168,199.98

Maturity Profile	Amount
0-1 year	\$21,889,538.56
1-2 years	\$8,723,455.32
2-3 years	\$22,292,794.35
3-5 years	<u>\$ 1,998,000.00</u>
	<u>\$54,903,788.23</u>

**Market to Cost Position Report**

Institution	Amortized Cost
BNY Assets	\$45,982,917.21
BNY MM	31,941.79
LAIF	8,888,929.23
<b>Totals:</b>	<u>\$54,903,788.23</u>

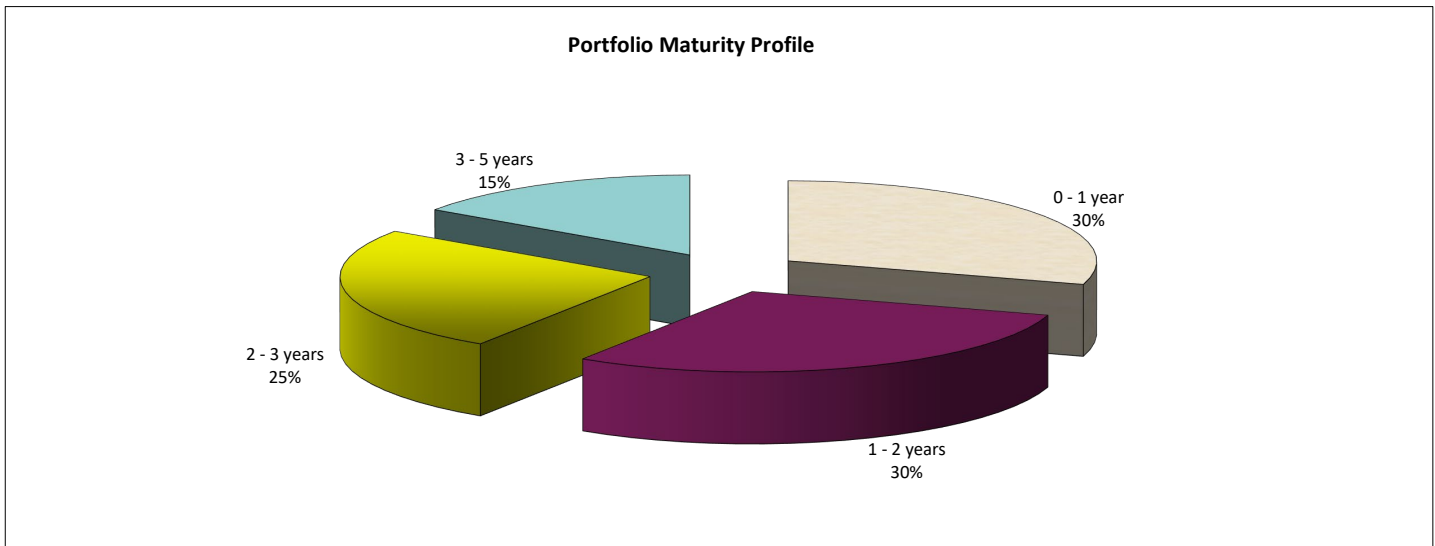
**Town of Los Gatos  
Summary Investment Information  
August 31, 2021**

**Weighted Average YTM Portfolio Yield: 1.32%** **Weighted Average Maturity (days) 521**

	<u>This Month</u>	<u>Last Month</u>	<u>One year ago</u>
<b>Portfolio Balance</b>	\$61,207,129	\$61,422,761	\$60,272,540

**Benchmarks/ References:**

Town's Average Yield	1.32%	1.32%	1.86%
LAIF Yield for month	0.22%	0.22%	0.92%
3 mo. Treasury	0.05%	0.05%	0.11%
6 mo. Treasury	0.06%	0.05%	0.12%
2 yr. Treasury	0.21%	0.19%	0.13%
5 yr. Treasury (most recent)	0.78%	0.69%	0.27%
10 Yr. Treasury	1.31%	1.47%	0.71%

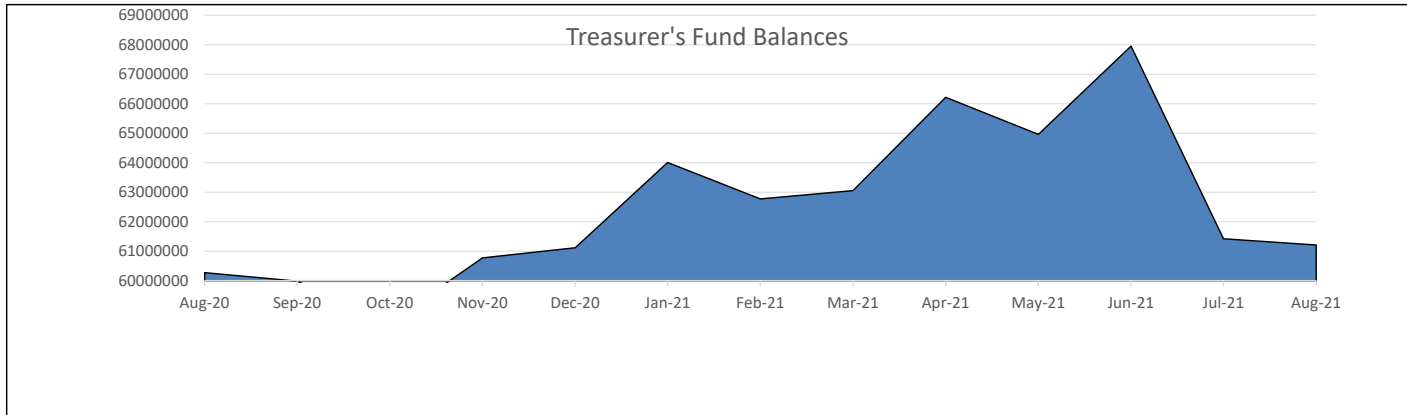
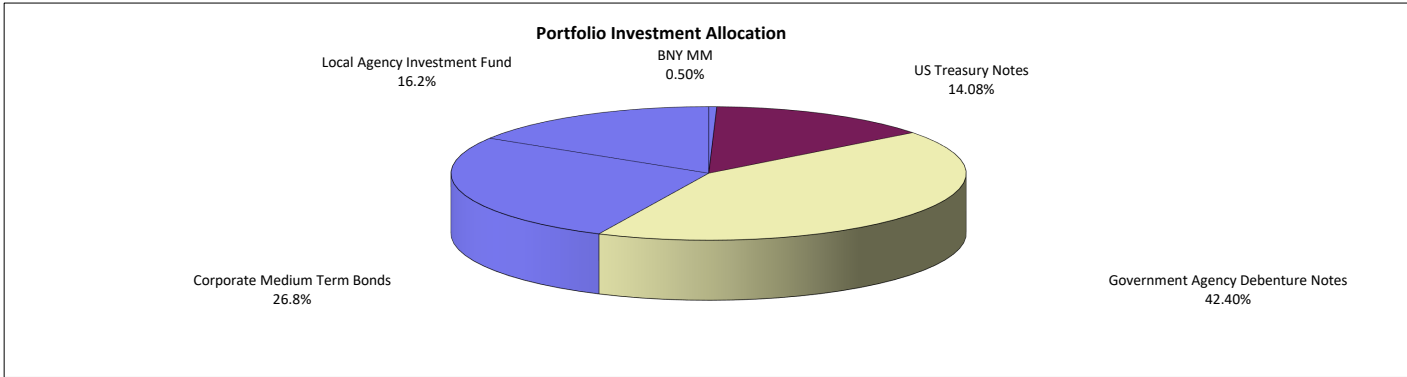


**Compliance:** The Town's investments are in compliance with the Town's investment policy dated September 21, 2021 and also in compliance with the requirements of Section 53601 of the California State Code. Based on the information available, the Town has sufficient funds to meet the cash demands for the next six months.

**Town of Los Gatos**  
**Portfolio Allocation & Treasurer's Fund Balances**  
**August 31, 2021**

	<u>Month</u>	<u>YTD</u>
Fund Balances - Beginning of Month/Period	\$61,422,760.87	\$67,951,235.09
Receipts	6,814,650.43	13,092,537.98
Disbursements	<u>(7,030,282.64)</u>	<u>(19,836,644.41)</u>
Fund Balances - End of Month/Period	<u>\$61,207,128.66</u>	<u>\$61,207,128.66</u>

<u>Portfolio Allocation:</u>	<u>% of Portfolio</u>	<u>Max. % Or \$ Allowed Per State Law or Policy</u>
BNY MM	\$275,316.10	0.50%
US Treasury Notes	\$7,723,182.05	14.08%
Government Agency Debenture Notes	\$23,261,475.69	42.40%
Corporate Medium Term Bonds	\$14,708,522.51	26.81%
Local Agency Investment Fund	<u>\$8,888,929.23</u>	<u>16.20%</u>
Subtotal - Investments	54,857,425.58	100.00%
Reconciled Demand Deposit Balances	<u>6,349,703.08</u>	
<b>Total Treasurer's Fund</b>	<b><u>\$61,207,128.66</u></b>	



**Town of Los Gatos**  
**Non-Treasury Restricted Fund Balances**  
**August 31, 2021**

	Beginning Balance	AUG 21 Deposits Realized Gain/Adj.	AUG 21 Interest/ Earnings	AUG 21 Withdrawals	Ending Balance	
Non-Treasury Funds:						
Cert. of Participation 2002 Series A Reserve Fund	\$ 686,279.50		\$ 5.89		\$ 686,285.39	Note 1
Cert. Of Participation 2010 Ser A Lease Pymt Fund	1,095,998.03		4.81	1,074,862.50	\$ 21,140.34	Note 1
Cert. of Participation 2002 Lease Payment Fund	541,182.21		2.55	541,162.50	\$ 22.26	Note 1
Cert. of Participation 2010 Series Reserve Fund	<u>1,277,062.50</u>		<u>10.96</u>		<u>1,277,073.46</u>	Note 2
Total Restricted Funds:	<u>\$ 3,600,522.24</u>	<u>\$ -</u>	<u>\$ 24.21</u>	<u>\$ 1,616,025.00</u>	<u>\$ 1,984,521.45</u>	
CEPPT IRS Section 115 Trust	0.00	0.00	0.00	0.00	0.00	
Grand Total COP's and CEPPT Trust	<u>\$ 3,600,522.24</u>	<u>\$ -</u>	<u>\$ 24.21</u>	<u>\$ 1,616,025.00</u>	<u>\$ 1,984,521.45</u>	

These accounts are not part of the Treasurer's fund balances reported elsewhere in this report, as they are for separate and distinct entities.

**Note 1:** The three original funds for the Certificates of Participation 2002 Series A consist of construction funds which will be expended over the next few years, reserve funds which will guarantee the payment of lease payments, and a third fund for the disbursement of lease payments and initial delivery costs.

**Note 2:** The 2010 COP Funds are all for the Library construction, reserves to guarantee lease payments, and a lease payment fund for the life of the COP issue. The COI fund was closed in September 2010.

**Note 3:** The CEPPT Section IRS Section 115 Trust was established as an irrevocable trust dedicated to accumulate resources to fund the Town's unfunded liabilities related to pension and other p



**Town of Los Gatos  
Statement of Interest Earned  
August 31, 2021**

Interest by Month

July 2021	\$57,076.80
August 2021	56,600.18
September 2021	
October 2021	
November 2021	
December 2021	
January 2022	
February 2022	
March 2022	
April 20202	
May 2022	
June 2022	
	<hr/>
	<u><u>\$113,676.98</u></u>

**Town of Los Gatos Investment Schedule March  
2021**

Institution	CUSIP #	Security	Deposit Date	Par Value	Original Cost	Market Value	Purchased Interest	Maturity Date or Call Date	Yield to Maturity or Call	Interest Received to Date	Interest Earned Prior Yrs.	Interest Earned Current FY	Days to Maturity
Treasury	91282CAP6	US Treasury Note	6/30/2021	1,000,000.00	995,390.63	997,617.19	259.56	10/15/2023	0.33%	\$ (259.56)	\$ -	\$ 553.76	775
Toyota Motor Credit	89236TDP7	Corporate Bond	05/20/19	1,100,000.00	1,102,596.00	1,109,557.57		1/11/2022	2.50%	\$ 61,251.67	\$ 58,418.45	\$ 4,691.64	133
Toyota Motor Credit	89236THA6	Corporate Bond	4/12/2021	500,000.00	510,580.00	509,588.65		8/25/2023	0.45%	\$ 2,493.75	\$ 494.69	\$ 388.24	724
American Express Credit Corp.	0258M0EG0	Corporate Bond	4/5/2021	1,000,000.00	1,020,330.00	1,010,414.88	2,400.00	1/31/2022	0.46%	\$ (2,400.00)	\$ 553.07	\$ 398.73	153
FFCB	3133EKMX1	Gov. Agency Debenture	8/2/2019	1,000,000.00	1,014,400.00	1,046,838.46		2/23/2024	1.90%	\$ 51,475.83	\$ 36,611.80	\$ 3,252.05	906
FFCB	3133EMBE1	Gov. Agency Debenture	10/8/2020	1,600,000.00	1,598,000.00	1,596,864.70		3/28/2024	0.34%	\$ 2,253.34	\$ 3,903.24	\$ 913.21	940
FFCB	3133EMCQ3	Gov. Agency Debenture	10/16/2020	2,000,000.00	1,998,000.00	2,000,178.96		10/13/2024	0.31%	\$ 2,753.33	\$ 4,295.55	\$ 1,036.28	1139
BankAmerica Corp	06051GHC6	Corporate Bond	10/9/2020	1,300,000.00	1,366,287.00	1,342,250.00		12/20/2023	0.66%	\$ 27,227.92	\$ 13,250.31	\$ 3,111.82	841
IBM	459200HG9	Corporate Bond	8/8/2019	1,000,000.00	995,010.00	1,015,532.47		8/1/2022	2.05%	\$ 37,135.42	\$ 38,718.82	\$ 3,469.03	335
IBM	459200YX8	Corporate Bond	3/25/2021	1,000,000.00	1,071,040.00	1,064,430.77		5/15/2024	0.71%	\$ 4,166.67	\$ 1,964.86	\$ 1,255.89	988
US Treasury	912828R28	US Treasury Note	7/2/2019	500,000.00	497,246.09	512,187.50		4/30/2023	1.77%	\$ 14,859.04	\$ 17,663.79	\$ 1,502.27	607
Freddie Mac	3137EAEN5	Gov. Agency Debenture	7/19/2019	2,000,000.00	2,072,358.00	2,091,183.10		6/19/2023	1.79%	\$ 105,416.67	\$ 71,285.65	\$ 6,207.46	657
FFCB	3133EKVF0	Gov. Agency Debenture	7/22/2019	1,000,000.00	999,630.00	1,024,102.11		1/17/2023	1.89%	\$ 37,239.58	\$ 36,626.98	\$ 3,202.92	504
Treasury	912828L57	US Treasury Note	7/22/2019	1,200,000.00	1,197,988.40	1,221,234.37		9/30/2022	2.09%	\$ 35,516.39	\$ 42,014.96	\$ 3,674.09	395
Freddie Mac	3137EADB2	Gov. Agency Debenture	1/17/2020	2,100,000.00	2,132,039.70	2,117,220.00		1/13/2022	2.12%	\$ 74,258.34	\$ 49,063.54	\$ 5,739.51	135
US Treasury	91282CAW1	Gov. Agency Debenture	7/15/2021	1,200,000.00	1,199,437.50	1,200,046.87	497.28	11/15/2023	0.27%	\$ (497.28)	\$ -	\$ 417.29	806
American Honda	02665WCZ2	Corporate Bond	11/27/2019	1,000,000.00	1,012,410.01	1,049,039.98		6/27/2024	2.12%	\$ 48,733.34	\$ 33,895.56	\$ 3,617.08	1031
JP Morgan Chase	46625HJE1	Gov. Agency Debenture	2/11/2020	900,000.00	934,587.00	928,849.26		9/23/2022	1.74%	\$ 32,662.50	\$ 22,179.72	\$ 2,723.05	388
Honeywell Int'l.	438516BW5	Corporate Bond	11/20/2019	1,000,000.00	1,014,660.00	1,051,181.38		7/15/2024	1.64%	\$ 39,483.33	\$ 31,978.44	\$ 3,371.88	1049
Caterpillar Financial Serv	14913Q2V0	Corporate Bond	2/23/2021	1,000,000.00	1,077,370.00	1,064,795.04		5/17/2024	0.44%	\$ 6,650.00	\$ 1,582.27	\$ 772.44	990
FNMA	3135G0V75	Gov. Agency Debenture	10/17/2019	1,100,000.00	1,105,833.30	1,142,220.24		7/2/2024	1.63%	\$ 33,206.25	\$ 30,694.63	\$ 3,059.59	1036
US Bancorp	91159HHV5	Corporate Bond	12/24/2019	1,000,000.00	1,049,040.00	1,066,565.55		1/5/2024	2.12%	\$ 54,468.75	\$ 32,781.93	\$ 3,668.74	857
FHLB	3133834G3	Gov. Agency Debenture	3/11/2021	1,400,000.00	1,460,522.00	1,448,238.05		6/9/2023	0.19%	\$ 7,272.22	\$ 854.65	\$ 477.37	647
FFCB	3133EKQA7	Gov. Agency Debenture	10/21/2019	1,000,000.00	1,019,780.00	1,049,519.27		9/10/2024	1.66%	\$ 28,831.11	\$ 28,373.17	\$ 2,846.50	1106
PNC Financial	693476BN2	Corporate Bond	8/15/2019	1,000,000.00	1,029,280.00	1,013,445.84		2/6/2022	2.12%	\$ 51,608.33	\$ 39,793.76	\$ 3,601.77	159
FHLB	313379Q69	Gov. Agency Debenture	7/22/2019	1,000,000.00	1,006,960.00	1,015,624.18		6/10/2022	1.87%	\$ 40,020.83	\$ 36,595.58	\$ 3,200.18	283
FNMA	3135G0V59	Gov. Agency Debenture	11/27/2019	1,540,000.00	1,562,924.44	1,560,529.97		4/12/2022	1.61%	\$ 47,643.75	\$ 39,792.92	\$ 4,246.40	224
JP Morgan Chase	46625HJT8	Corporate Bond	9/23/2019	1,400,000.00	1,485,414.00	1,513,252.38		2/1/2024	2.39%	\$ 100,663.89	\$ 61,355.87	\$ 5,888.64	884
American Honda	02665WDH1	Corporate Bond	2/14/2020	600,000.00	603,756.00	616,075.91		5/10/2023	1.75%	\$ 16,445.00	\$ 14,494.97	\$ 1,790.22	617
FHLB	3130AABG2	US Treasury Note	4/15/2019	1,000,000.00	988,250.00	1,004,438.87		11/29/2021	2.34%	\$ 39,791.67	\$ 51,343.12	\$ 3,944.58	90
FNMA	3135G0Q89	Gov. Agency Debenture	2/10/2020	1,000,000.00	998,702.00	1,001,317.69		10/7/2021	1.38%	\$ 15,927.08	\$ 20,147.24	\$ 2,468.63	37
FHLB	3130ALH98	Gov. Agency Debenture	2/26/2021	1,000,000.00	997,610.00	998,437.18		2/26/2024	0.33%	\$ 1,250.00	\$ 1,119.96	\$ 559.98	909
Treasury	912828M80	US Treasury Note	7/22/2019	1,000,000.00	1,006,175.23	1,023,515.62		11/30/2022	1.81%	\$ 37,158.47	\$ 35,281.07	\$ 3,085.23	456
Treasury	912828U57	US Treasury Note	7/31/2019	1,000,000.00	1,011,875.00	1,041,796.88		11/30/2022	1.84%	\$ 38,958.33	\$ 35,502.32	\$ 3,144.49	821
Treasury	912828X70	US Treasury Note	12/30/2019	1,000,000.00	1,010,589.29	1,044,414.06		4/30/2024	1.75%	\$ 29,703.30	\$ 29,364.36	\$ 3,322.24	973
Treasury	912828XT2	US Treasury Note	10/31/2019	1,000,000.00	1,015,667.41	1,045,039.06		5/31/2024	1.64%	\$ 31,639.34	\$ 27,624.64	\$ 2,816.99	1004
Wells Fargo	94988J6A0	Corporate Bond	6/24/2020	1,350,000.00	1,370,749.50	1,350,498.08		9/9/2021	0.80%	\$ 18,912.83	\$ 10,139.92	\$ 1,694.54	9
FFCB	3133EJ3Q0	Gov. Agency Debenture	8/28/2019	1,500,000.00	1,587,503.75	1,588,544.91		12/21/2023	2.12%	\$ 78,223.96	\$ 42,086.02	\$ 3,882.94	842
Freddie Mac	3133EKKT2	Gov. Agency Debenture	6/24/2019	1,550,000.00	1,573,188.00	1,597,006.71		2/8/2023	1.82%	\$ 82,731.25	\$ 57,521.06	\$ 4,838.95	526
Treasury	xxxx												
Subtotal				\$ 44,840,000.00	\$ 45,693,180.25	\$ 46,073,593.71	\$ 3,156.84			\$ 1,334,876.64	\$ 1,059,368.87	\$ 108,836.62	
BNY MM		Money Market			275,316.10	275,316.10			0.00%				1
LAIF		State Investment Pool			8,888,929.23	8,888,929.23			0.22%			4,230.56	1
					<b>\$54,857,425.58</b>	<b>\$55,237,839.04</b>				\$ 1,334,876.64	\$ 1,059,368.87	\$ 113,067.18	
<u>Matured Assets</u>													
US Treasury	912828Y20	Gov. Agency Debenture	1/31/2020	1,000,000.00	1,016,601.56			7/15/2021	1.47%	\$ 38,221.16	\$ 20,977.00	\$ 609.80	0
Total Investments "Matured"											\$ 609.80		
Total Interest FY 20_21 Matured and Current											\$ 113,676.98		
<b>Maturity Profile</b>					Amount								
		0-1 year			\$21,371,086.97								
		1-2 years			\$10,345,450.72								
		2-3 years			\$20,123,107.89								
		3-5 years			\$ 3,017,780.00								
					<u>\$54,857,425.58</u>								
<b>Market to Cost Position Report</b>					Amortized								
					Cost								
Institution					\$45,693,180.25								
BNY Assets					275,316.10								
LAIF					8,888,929.23								
Totals:					<u>\$54,857,425.58</u>								

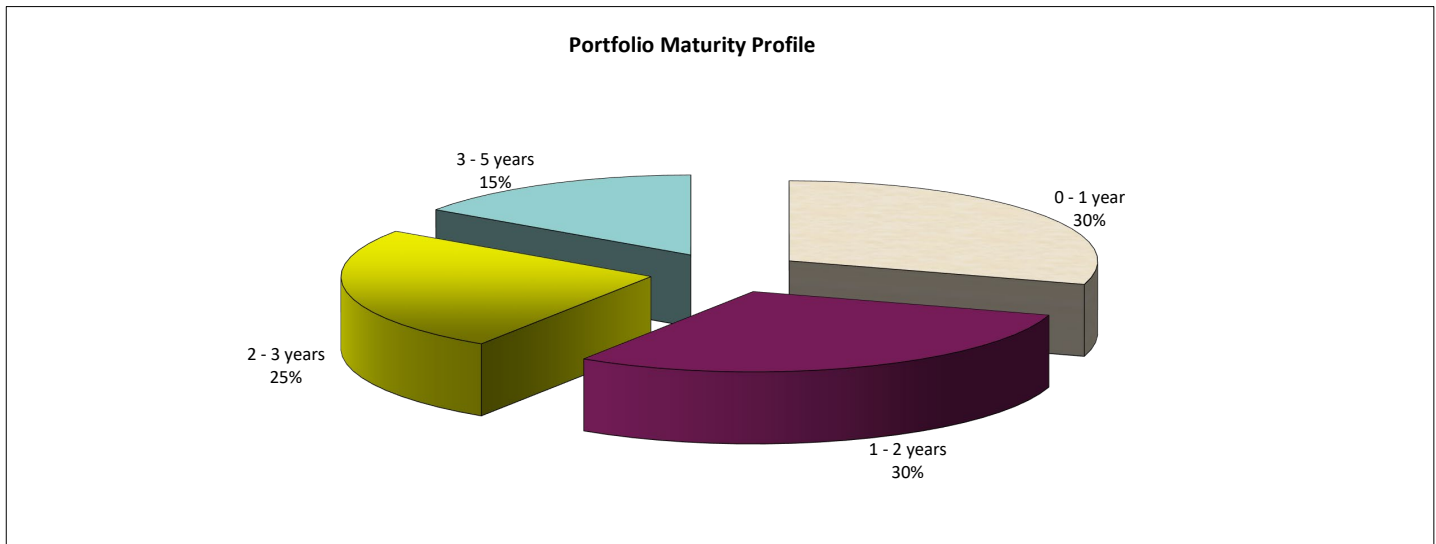
**Town of Los Gatos  
Summary Investment Information  
July 31, 2021**

**Weighted Average YTM Portfolio Yield: 1.32%** **Weighted Average Maturity (days) 519**

	<u>This Month</u>	<u>Last Month</u>	<u>One year ago</u>
<b>Portfolio Balance</b>	\$61,422,761	\$67,951,235	\$60,339,136

**Benchmarks/ References:**

Town's Average Yield	1.32%	1.37%	1.86%
LAIF Yield for month	0.22%	0.26%	0.92%
3 mo. Treasury	0.05%	0.05%	0.10%
6 mo. Treasury	0.05%	0.06%	0.10%
2 yr. Treasury	0.19%	0.25%	0.11%
5 yr. Treasury (most recent)	0.69%	0.89%	0.21%
10 Yr. Treasury	1.47%	1.50%	0.53%

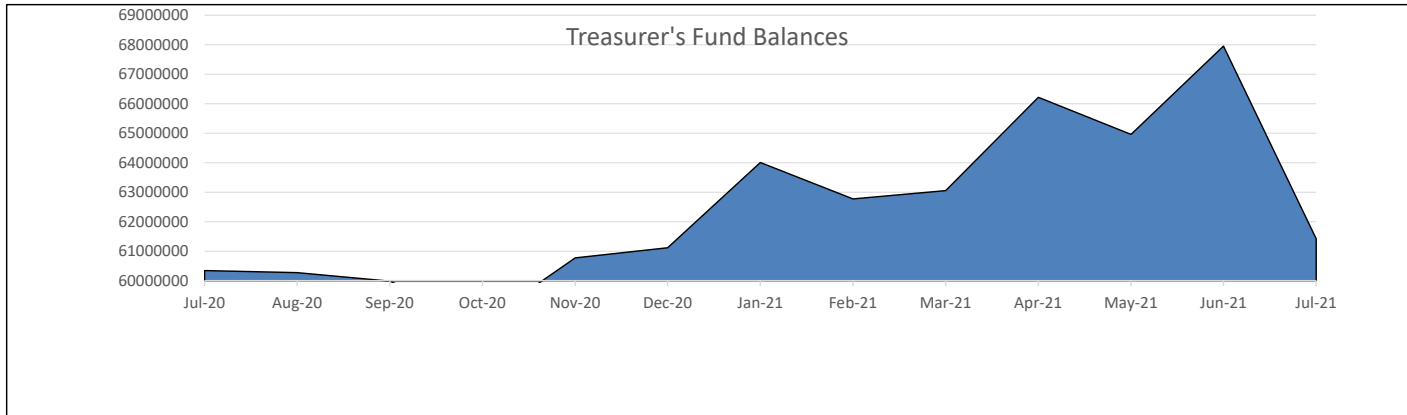
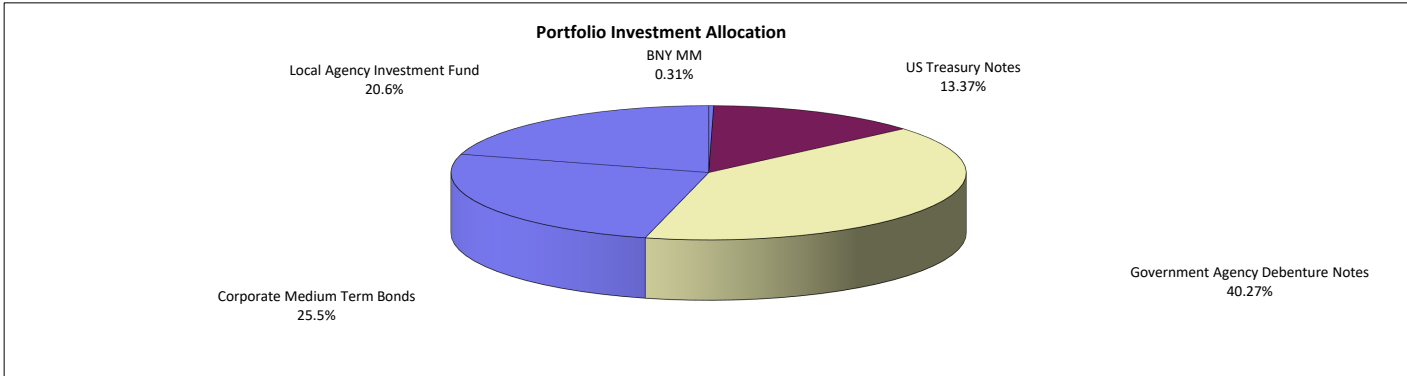


**Compliance:** The Town's investments are in compliance with the Town's investment policy dated September 21, 2021 and also in compliance with the requirements of Section 53601 of the California State Code. Based on the information available, the Town has sufficient funds to meet the cash demands for the next six months.

**Town of Los Gatos**  
**Portfolio Allocation & Treasurer's Fund Balances**  
**July 31, 2021**

	<u>Month</u>	<u>YTD</u>
Fund Balances - Beginning of Month/Period	\$67,951,235.09	\$67,951,235.09
Receipts	6,277,887.55	6,277,887.55
Disbursements	<u>(12,806,361.77)</u>	<u>(12,806,361.77)</u>
Fund Balances - End of Month/Period	<u>\$61,422,760.87</u>	<u>\$61,422,760.87</u>

<u>Portfolio Allocation:</u>	<u>% of Portfolio</u>	<u>Max. % Or \$ Allowed Per State Law or Policy</u>
BNY MM	\$177,226.21	0.31%
US Treasury Notes	\$7,723,182.05	13.37%
Government Agency Debenture Notes	\$23,261,475.69	40.27%
Corporate Medium Term Bonds	\$14,708,522.51	25.47%
Local Agency Investment Fund	<u>\$11,888,929.93</u>	<u>20.58%</u>
Subtotal - Investments	57,759,336.39	100.00%
Reconciled Demand Deposit Balances	<u>3,663,424.48</u>	
<b>Total Treasurer's Fund</b>	<b><u>\$61,422,760.87</u></b>	



**Town of Los Gatos**  
**Non-Treasury Restricted Fund Balances**  
**July 31, 2021**

	Beginning Balance	JULY 21 Deposits Realized Gain/Adj.	JULY 21 Interest/ Earnings	JULY 21 Withdrawals	Ending Balance	
Non-Treasury Funds:						
Cert. of Participation 2002 Series A Reserve Fund	\$ 686,273.80		\$ 5.70		\$ 686,279.50	Note 1
Cert. Of Participation 2010 Ser A Lease Pymt Fund	0.39	1,095,997.64			\$ 1,095,998.03	Note 1
Cert. of Participation 2002 Lease Payment Fund	19.71	541,162.50			\$ 541,182.21	Note 1
Cert. of Participation 2010 Series Reserve Fund	1,298,193.37		4.66	21,135.53	1,277,062.50	Note 2
Total Restricted Funds:	<u>\$ 1,984,487.27</u>	<u>\$ 1,637,160.14</u>	<u>\$ 10.36</u>	<u>\$ 21,135.53</u>	<u>\$ 3,600,522.24</u>	
CEPPT IRS Section 115 Trust	0.00	0.00	0.00	0.00	0.00	
Grand Total COP's and CEPPT Trust	<u>\$ 1,984,487.27</u>	<u>\$ 1,637,160.14</u>	<u>\$ 10.36</u>	<u>\$ 21,135.53</u>	<u>\$ 3,600,522.24</u>	

These accounts are not part of the Treasurer's fund balances reported elsewhere in this report, as they are for separate and distinct entities.

**Note 1:** The three original funds for the Certificates of Participation 2002 Series A consist of construction funds which will be expended over the next few years, reserve funds which will guarantee the payment of lease payments, and a third fund for the disbursement of lease payments and initial delivery costs.

**Note 2:** The 2010 COP Funds are all for the Library construction, reserves to guarantee lease payments, and a lease payment fund for the life of the COP issue. The COI fund was closed in September 2010.

**Note 3:** The CEPPT Section IRS Section 115 Trust was established as an irrevocable trust dedicated to accumulate resources to fund the Town's unfunded liabilities related to pension and other p

**Town of Los Gatos  
Statement of Interest Earned  
July 31, 2021**

Interest by Month

July 2021	\$57,076.80
August 2021	
September 2021	
October 2021	
November 2021	
December 2021	
January 2022	
February 2022	
March 2022	
April 20202	
May 2022	
June 2022	
	<hr/>
	<u><u>\$57,076.80</u></u>

**Town of Los Gatos Investment Schedule March  
2021**

Institution	CUSIP #	Security	Deposit Date	Par Value	Original Cost	Market Value	Purchased Interest	Maturity Date or Call Date	Yield to Maturity or Call	Interest Received to Date	Interest Earned Prior Yrs.	Interest Earned Current FY	Days to Maturity
Treasury	91282CAP6	US Treasury Note	6/30/2021	1,000,000.00	995,390.63	997,890.62	259.56	10/15/2023	0.33%	-(259.56)	-	276.88	806
Toyota Motor Credit	89236TDP7	Corporate Bond	05/20/19	1,100,000.00	1,102,596.00	1,111,598.29		1/11/2022	2.50%	61,251.67	58,418.45	2,345.82	164
Toyota Motor Credit	89236THA6	Corporate Bond	4/12/2021	500,000.00	510,580.00	509,622.97	881.25	8/25/2023	0.45%	-(881.25)	494.69	194.12	755
American Express Credit Corp.	0258M0EG0	Corporate Bond	4/5/2021	1,000,000.00	1,020,330.00	1,012,686.03	2,400.00	1/31/2022	0.46%	-(2,400.00)	553.07	199.36	184
FFCB	3133EKMX1	Gov. Agency Debenture	8/2/2019	1,000,000.00	1,014,400.00	1,048,965.80		2/23/2024	1.90%	40,325.83	36,611.80	1,626.03	937
FFCB	3133EMBE1	Gov. Agency Debenture	10/8/2020	1,600,000.00	1,598,000.00	1,597,948.69		3/28/2024	0.34%	2,253.34	3,903.24	456.61	971
FFCB	3133EMCQ3	Gov. Agency Debenture	10/16/2020	2,000,000.00	1,998,000.00	1,999,212.56		10/13/2024	0.31%	2,753.33	4,295.55	518.14	1170
BankAmerica Corp	06051GHC6	Corporate Bond	10/9/2020	1,300,000.00	1,366,287.00	1,345,687.20		12/20/2023	0.66%	27,227.92	13,250.31	1,555.91	872
IBM	459200HG9	Corporate Bond	8/8/2019	1,000,000.00	995,010.00	1,016,153.50		8/1/2022	2.05%	27,760.42	38,718.82	1,734.51	366
IBM	459200FY8	Corporate Bond	3/25/2021	1,000,000.00	1,071,040.00	1,066,301.47		5/15/2024	0.71%	4,166.67	1,964.86	627.95	1019
US Treasury	912828R28	US Treasury Note	7/2/2019	500,000.00	497,246.09	512,714.85		4/30/2023	1.77%	14,859.04	17,663.79	751.14	638
Freddie Mac	3137EAEV5	Gov. Agency Debenture	7/19/2019	2,000,000.00	2,072,358.00	2,096,134.10		6/19/2023	1.79%	105,416.67	71,285.65	3,103.73	688
FFCB	3133EKVF0	Gov. Agency Debenture	7/22/2019	1,000,000.00	999,630.00	1,025,368.59		1/17/2023	1.89%	37,239.58	36,626.98	1,601.46	535
Treasury	912828L57	US Treasury Note	7/22/2019	1,200,000.00	1,197,988.40	1,222,968.74		9/30/2022	2.09%	35,516.39	42,014.96	1,837.04	426
Freddie Mac	3137EADB2	Gov. Agency Debenture	1/17/2020	2,100,000.00	2,132,039.70	2,121,664.92		1/13/2022	2.12%	74,258.34	49,063.54	2,869.75	166
US Treasury	91282CAW1	Gov. Agency Debenture	7/15/2021	1,200,000.00	1,199,437.50	1,200,656.26	497.28	11/15/2023	0.27%	-(497.28)	-	142.06	837
American Honda	02665WCZ2	Corporate Bond	11/27/2019	1,000,000.00	1,012,410.01	1,052,161.15		6/27/2024	2.12%	36,733.34	33,895.56	1,808.54	1062
JP Morgan Chase	46625HJE1	Gov. Agency Debenture	2/11/2020	900,000.00	934,587.00	930,500.68		9/23/2022	1.74%	32,662.50	22,179.72	1,361.53	419
Honeywell Int'l.	438516BW5	Corporate Bond	11/20/2019	1,000,000.00	1,014,660.00	1,051,329.26		7/15/2024	1.64%	27,983.33	31,978.44	1,685.94	1080
Caterpillar Financial Serv	14913Q2V0	Corporate Bond	2/23/2021	1,000,000.00	1,077,370.00	1,064,889.27		5/17/2024	0.44%	6,650.00	1,582.27	386.22	1021
FNMA	3135G0V75	Gov. Agency Debenture	10/17/2019	1,100,000.00	1,105,833.30	1,145,420.88		7/2/2024	1.63%	33,206.25	30,694.63	1,529.80	1067
US Bancorp	91159HHV5	Corporate Bond	12/24/2019	1,000,000.00	1,049,040.00	1,070,768.58		1/5/2024	2.12%	37,593.75	32,781.93	1,834.37	888
FHLB	3133834G3	Gov. Agency Debenture	3/11/2021	1,400,000.00	1,460,522.00	1,450,459.18		6/9/2023	0.19%	7,272.22	854.65	238.69	678
FFCB	3133EKQA7	Gov. Agency Debenture	10/21/2019	1,000,000.00	1,019,780.00	1,051,977.99		9/10/2024	1.66%	28,831.11	28,373.17	1,423.25	1137
PNC Financial	693476BN2	Corporate Bond	8/15/2019	1,000,000.00	1,029,280.00	1,015,632.12		2/6/2022	2.12%	51,608.33	39,793.76	1,800.89	190
FHLB	313379Q69	Gov. Agency Debenture	7/22/2019	1,000,000.00	1,006,960.00	1,017,522.56		6/10/2022	1.87%	40,020.83	36,595.58	1,600.09	314
FNMA	3135G0V59	Gov. Agency Debenture	11/27/2019	1,540,000.00	1,562,924.44	1,563,194.05		4/12/2022	1.61%	47,643.75	39,792.92	2,123.20	255
JP Morgan Chase	46625HJT8	Corporate Bond	9/23/2019	1,400,000.00	1,485,414.00	1,516,765.59		2/1/2024	2.39%	73,538.89	61,355.87	2,944.32	915
American Honda	02665WDH1	Corporate Bond	2/14/2020	600,000.00	603,756.00	617,168.09		5/10/2023	1.75%	16,445.00	14,494.97	895.11	648
FHLB	3130AABG2	US Treasury Note	4/15/2019	1,000,000.00	988,250.00	1,006,017.77		11/29/2021	2.34%	39,791.67	51,343.12	1,972.29	121
FNMA	3135G0Q89	Gov. Agency Debenture	2/10/2020	1,000,000.00	998,702.00	1,002,418.64		10/7/2021	1.38%	15,927.08	20,147.24	1,234.32	68
FHLB	3130ALH98	Gov. Agency Debenture	2/26/2021	1,000,000.00	997,610.00	998,469.74		2/26/2024	0.33%	-	1,119.96	279.99	940
Treasury	912828M80	US Treasury Note	7/31/2019	1,000,000.00	1,006,175.23	1,025,078.12		11/30/2022	1.81%	37,158.47	35,281.07	1,542.61	487
Treasury	912828U57	US Treasury Note	7/31/2019	1,000,000.00	1,011,875.00	1,043,828.12		11/30/2022	1.84%	38,958.33	35,502.32	1,572.25	852
Treasury	912828X70	US Treasury Note	12/30/2019	1,000,000.00	1,010,589.29	1,046,328.12		4/30/2024	1.75%	29,703.30	29,364.36	1,661.12	1004
Treasury	912828XT2	US Treasury Note	10/31/2019	1,000,000.00	1,015,667.41	1,047,226.56		5/31/2024	1.64%	31,639.34	27,624.64	1,408.49	1035
Wells Fargo	94988J6A0	Corporate Bond	6/24/2020	1,350,000.00	1,370,749.50	1,352,525.78		9/9/2021	0.80%	18,912.83	10,139.92	847.27	40
FFCB	3133EJ3Q0	Gov. Agency Debenture	8/28/2019	1,500,000.00	1,587,503.75	1,592,878.44		12/21/2023	2.12%	78,223.96	42,086.02	1,941.47	873
Freddie Mac	3133EKKT2	Gov. Agency Debenture	6/24/2019	1,550,000.00	1,573,188.00	1,599,519.42		2/8/2023	1.82%	65,293.75	57,521.06	2,419.47	557
Treasury	xxxx												
Subtotal				\$ 44,840,000.00	\$ 45,693,180.25	\$ 46,147,654.70	\$ 4,038.09			\$ 1,224,789.14	\$ 1,059,368.87	\$ 54,351.72	
BNY MM		Money Market			177,226.21	177,226.21			0.00%				1
LAIF		State Investment Pool			11,888,929.93	11,888,929.93			0.22%			2,115.28	1
					<b>\$57,759,336.39</b>	<b>\$58,213,810.84</b>				\$ 1,224,789.14	\$ 1,059,368.87	\$ 56,467.00	

Matured Assets		US Treasury	1/31/2020	1,000,000.00	1,016,601.56		7/15/2021	1.47%	38,221.16	20,977.00	609.80	0
----------------	--	-------------	-----------	--------------	--------------	--	-----------	-------	-----------	-----------	--------	---

Total Investments "Matured" \$ 609.80

Total Interest FY 20\_21 Matured and Current \$ 57,076.80

Maturity Profile	Amount
0-1 year	\$23,277,987.78
1-2 years	\$11,340,460.72
2-3 years	\$20,123,107.89
3-5 years	\$ 3,017,780.00
	<u>\$57,759,336.39</u>

**Market to Cost Position Report**

Institution	Amortized Cost
BNY Assets	\$45,693,180.25
BNY MM	177,226.21
LAIF	11,888,929.93
<b>Totals:</b>	<u>\$57,759,336.39</u>

## Town of Los Gatos

### Insight ESG Ratings as of September 30, 2021

Security Description	Maturity Date	Par/Shares	Moody Rating	S&P Rating	Insight ESG Rating	Environment	Social	Governance
TOYOTA MOTOR CREDIT CORP 2.6% 11JAN2022	1/11/2022	\$ 1,100,000	A1	A+	3	3	3	4
AMERICAN EXPRESS CREDIT 2.7% 03MAR2022 (CALLABLE 31JAN22)	3/3/2022	\$ 1,000,000	A2	A-	2	1	2	3
PNC FINANCIAL SERVICES 3.3% 08MAR2022 (CALLABLE 06FEB22)	3/8/2022	\$ 1,000,000	A3	A-	2	3	3	3
IBM CORP 1.875% 01AUG2022	8/1/2022	\$ 1,000,000	A2	A-	3	2	3	4
JPMORGAN CHASE & CO 3.25% 23SEP2022	9/23/2022	\$ 900,000	A2	A-	3	1	3	4
AMERICAN HONDA FINANCE 1.95% 10MAY2023	5/10/2023	\$ 600,000	A3	A-	3	2	4	3
TOYOTA MOTOR CREDIT CORP 1.35% 25AUG2023	8/25/2023	\$ 500,000	A1	A+	3	3	3	4
AMERICAN HONDA FINANCE 3.625% 10OCT2023	10/10/2023	\$ 950,000	A3	A-	3	2	4	3
BANK OF AMERICA CORP 3.004% 20DEC2023 (CALLABLE 20DEC22)	12/20/2023	\$ 1,300,000	A2	A-	3	1	4	4
JPMORGAN CHASE & CO 3.875% 01FEB2024	2/1/2024	\$ 1,400,000	A2	A-	3	1	3	4
US BANCORP 3.375% 05FEB2024 (CALLABLE 05JAN24)	2/5/2024	\$ 1,000,000	A2	A+	3	2	4	3
IBM CORP 3.0% 15MAY2024	5/15/2024	\$ 1,000,000	A2	A-	3	2	3	4
CATERPILLAR FIN SERVICES 2.85% 17MAY24	5/17/2024	\$ 1,000,000	A2	A	3	3	3	4
AMERICAN HONDA FINANCE 2.4% 27JUN2024	6/27/2024	\$ 1,000,000	A3	A-	3	2	4	3
HONEYWELL INTERNATIONAL 2.3% 15AUG2024 (CALLABLE 15JUL24)	8/15/2024	\$ 1,000,000	A2	A	4	3	5	3
<b>Total/Average</b>		<b>\$ 14,750,000</b>			<b>2.9</b>	<b>2.0</b>	<b>3.3</b>	<b>3.6</b>

\*ESG ratings are from 1 to 5, with 1 as the highest rating and 5 as the lowest. All ratings are weighted by industry rankings, based on the importance of the category within the individual industry.