

**Town of Los Gatos
Summary Investment Information
December 31, 2020**

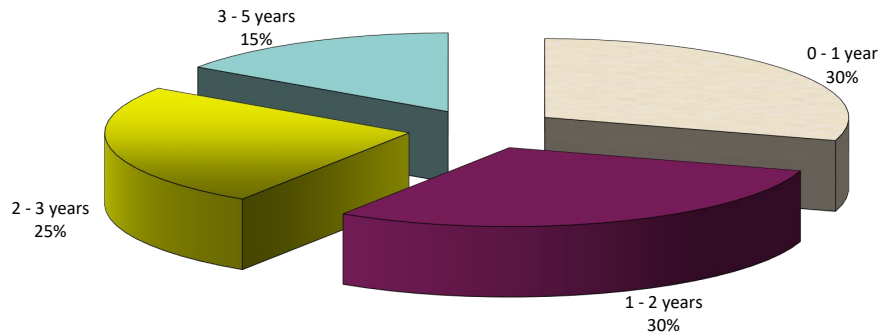
Weighted Average YTM Portfolio Yield: 1.62% **Weighted Average Maturity (days) 579**

	<u>This Month</u>	<u>Last Month</u>	<u>One year ago</u>
Portfolio Balance	\$61,118,129	\$60,767,876	\$63,890,429

Benchmarks/ References:

Town's Average Yield	1.62%	1.62%	1.93%
LAIF Yield for month	0.62%	0.62%	2.04%
3 mo. Treasury	0.09%	0.08%	1.55%
6 mo. Treasury	0.09%	0.09%	1.59%
2 yr. Treasury	0.12%	0.15%	1.57%
5 yr. Treasury (most recent)	0.36%	0.36%	1.69%
10 Yr. Treasury	0.92%	0.84%	1.69%

Portfolio Maturity Profile

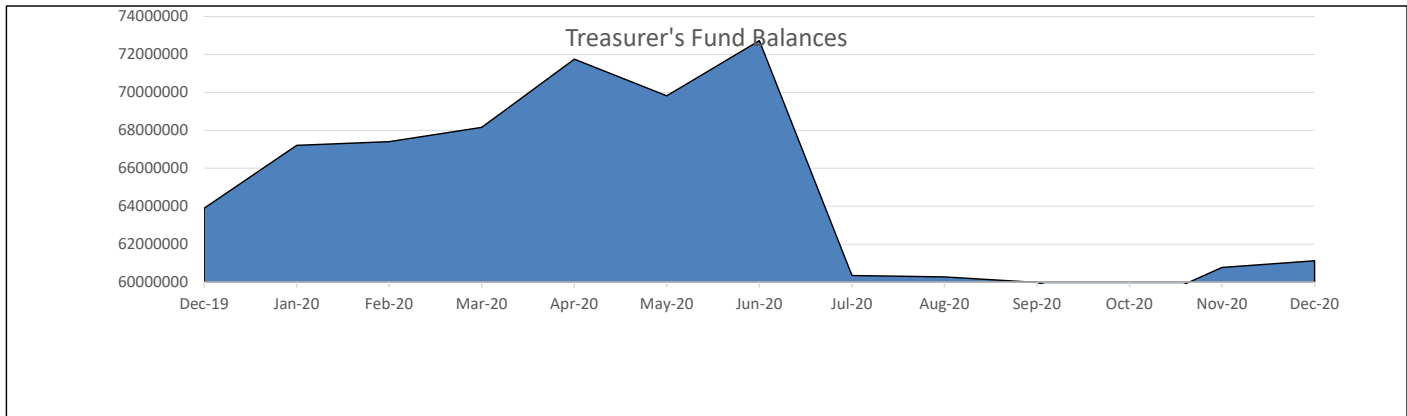
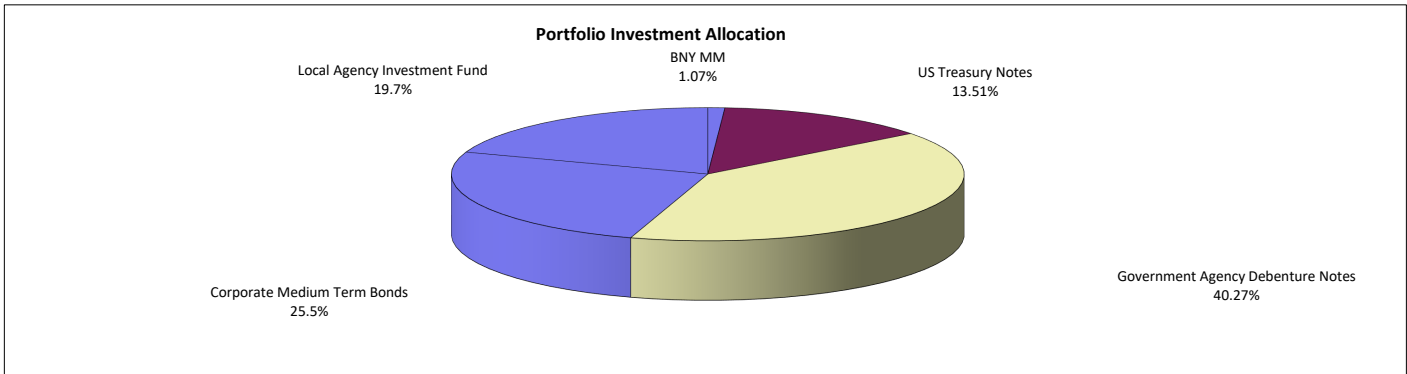


Compliance: The Town's investments are in compliance with the Town's investment policy dated November 3, 2020 and also in compliance with the requirements of Section 53601 of the California State Code. Based on the information available, the Town has sufficient funds to meet the cash demands for the next six months.

Town of Los Gatos
Portfolio Allocation & Treasurer's Fund Balances
December 31, 2020

	<u>Month</u>	<u>YTD</u>
Fund Balances - Beginning of Month/Period	\$60,767,876.33	\$72,729,892.43
Receipts	4,443,212.25	23,200,580.25
Disbursements	<u>(4,092,959.13)</u>	<u>(34,812,343.23)</u>
Fund Balances - End of Month/Period	<u>\$61,118,129.45</u>	<u>\$61,118,129.45</u>

<u>Portfolio Allocation:</u>	<u>% of Portfolio</u>	<u>Max. % Or \$ Allowed Per State Law or Policy</u>
BNY MM	\$609,987.61	1.07%
US Treasury Notes	\$7,723,416.42	13.51%
Government Agency Debenture Notes	\$23,022,651.75	40.27%
Corporate Medium Term Bonds	\$14,578,812.51	25.50%
Local Agency Investment Fund	\$11,233,653.52	19.65%
Subtotal - Investments	57,168,521.81	100.00%
Reconciled Demand Deposit Balances	<u>3,949,607.64</u>	
 Total Treasurer's Fund	 <u>\$61,118,129.45</u>	



Town of Los Gatos
Non-Treasury Restricted Fund Balances
December 31, 2020

	Beginning Balance	DEC 20 Deposits Realized Gain/Adj.	DEC 20 Interest/ Earnings	DEC 20 Withdrawals	Ending Balance	
Non-Treasury Funds:						
Cert. of Participation 2002 Series A Reserve Fund	\$ 686,251.00		\$ 5.70	\$ -	\$ 686,256.70	Note 1
Cert. Of Participation 2010 Ser A Lease Pymt Fund	6.13	0.00	0.00		\$ 6.13	Note 1
Cert. of Participation 2002 Lease Payment Fund	35.41	0.00	0.00		\$ 35.41	Note 1
Cert. of Participation 2010 Series Reserve Fund	1,298,120.67		10.75		1,298,131.42	Note 2
Total Restricted Funds:	<u>\$ 1,984,413.21</u>	<u>\$0.00</u>	<u>\$16.45</u>	<u>\$0.00</u>	<u>\$1,984,429.66</u>	
CEPPT IRS Section 115 Trust	700,431.21	0.00	8,376.12		708,807.33	
Grand Total COP's and CEPPT Trust	<u>\$ 2,684,844.42</u>	<u>\$ -</u>	<u>\$ 8,392.57</u>	<u>\$ -</u>	<u>\$ 2,693,236.99</u>	

These accounts are not part of the Treasurer's fund balances reported elsewhere in this report, as they are for separate and distinct entities.

Note 1: The three original funds for the Certificates of Participation 2002 Series A consist of construction funds which will be expended over the next few years, reserve funds which will guarantee the payment of lease payments, and a third fund for the disbursement of lease payments and initial delivery costs.

Note 2: The 2010 COP Funds are all for the Library construction, reserves to guarantee lease payments, and a lease payment fund for the life of the COP issue. The COI fund was closed in September 2010.

Note 3: The CEPPT Section IRS Section 115 Trust was established as an irrevocable trust dedicated to accumulate resources to fund the Town's unfunded liabilities related to pension and other p

**Town of Los Gatos
Statement of Interest Earned
December 31, 2020**

Interest by Month

July 2020	\$78,263.77
August 2020	78,263.76
September 2020	75,077.38
October 2020	71,634.00
November 2020	62,226.39
December 2020	64,300.60
January 2021	
February 2021	
March 2021	
April 2021	
May 2021	
June 2021	
	\$429,765.90

**Town of Los Gatos Investment Schedule December
2020**

Institution	CUSIP #	Security	Deposit Date	Par Value	Original Cost	Market Value	Purchased Interest	Maturity Date or Call Date	Yield to Maturity or Call	Interest Received to Date	Interest Earned Prior Yrs.	Interest Earned Current FY	Days to Maturity
Treasury	912828WR7	US Treasury Note	4/2/2019	1,000,000.00	995,625.00	1,009,921.88		6/30/2021	2.33%	\$ 37,099.45	\$ 28,917.32	\$ 11,694.04	181
Toyota Motor Credit	89236TDP7	Corporate Bond	05/20/19	1,100,000.00	1,102,596.00	1,125,945.16		1/11/2022	2.50%	\$ 32,651.67	\$ 30,798.33	\$ 13,923.57	376
Toyota Motor Credit	89236TCZ6	Corporate Bond	3/13/2020	500,000.00	504,440.00	502,109.61		4/8/2021	1.06%	\$ 5,409.72	\$ 1,599.24	\$ 2,699.63	98
FFCB	3133EKM1	Gov. Agency Debenture	8/2/2019	1,000,000.00	1,014,400.00	1,061,957.10		2/23/2024	1.90%	\$ 29,175.83	\$ 17,466.66	\$ 9,651.25	1149
FFCB	3133EMBE1	Gov. Agency Debenture	10/8/2020	1,600,000.00	1,598,000.00	1,596,217.89	146.66	3/28/2024	0.34%	\$ (146.66)	\$ -	\$ 1,237.25	1183
FFCB	3133EMCQ3	Gov. Agency Debenture	10/16/2020	2,000,000.00	1,998,000.00	2,000,344.78	46.67	10/13/2024	0.31%	\$ (46.67)	\$ -	\$ 1,270.28	1382
BankAmerica Corp	06051GHC6	Corporate Bond	10/9/2020	1,300,000.00	1,366,287.00	1,368,263.00		12/20/2023	0.66%	\$ 1,731.27	\$ -	\$ 4,165.82	1084
IBM	459200HG9	Corporate Bond	8/8/2019	1,000,000.00	995,010.00	1,027,705.72		8/1/2022	2.05%	\$ 18,385.42	\$ 18,296.32	\$ 10,295.18	578
Oracle	68389XBL8	Corporate Bond	7/8/2019	1,000,000.00	1,008,880.00	1,051,497.87		7/15/2023	2.18%	\$ 28,466.67	\$ 21,374.17	\$ 10,985.61	926
US Treasury	912828R28	US Treasury Note	7/2/2019	500,000.00	497,246.09	517,246.10		4/30/2023	1.77%	\$ 10,796.54	\$ 8,819.78	\$ 4,458.35	850
American Express	0258MOEB1	Corporate Bond	2/11/2020	1,000,000.00	1,007,210.00	1,005,102.95		4/4/2021	1.66%	\$ 16,500.00	\$ 6,215.30	\$ 8,168.69	94
Freddie Mac	31337EAE5	Gov. Agency Debenture	7/19/2019	2,000,000.00	2,072,358.00	2,126,342.52		6/19/2023	1.79%	\$ 77,916.67	\$ 34,741.74	\$ 18,422.13	900
FFCB	3133EKFV0	Gov. Agency Debenture	7/22/2019	1,000,000.00	999,630.00	1,034,672.66		1/17/2023	1.89%	\$ 18,489.58	\$ 17,771.06	\$ 9,505.45	747
Treasury	912828L57	US Treasury Note	7/22/2019	1,200,000.00	1,197,988.40	1,233,890.63		9/30/2022	2.09%	\$ 25,016.39	\$ 20,385.25	\$ 10,903.74	638
Freddie Mac	3137EADB2	Gov. Agency Debenture	1/17/2020	2,100,000.00	2,132,039.70	2,148,552.00		1/13/2022	2.12%	\$ 24,383.34	\$ 15,274.50	\$ 17,033.38	378
US Treasury	912828Y20	US Treasury Note	1/31/2020	1,000,000.00	1,016,601.56	1,013,281.25		7/15/2021	1.47%	\$ 11,971.16	\$ 6,138.62	\$ 7,480.17	196
American Honda	02665WCC2	Corporate Bond	11/27/2019	1,000,000.00	1,012,410.01	1,062,198.39		6/27/2024	2.12%	\$ 24,733.34	\$ 12,601.45	\$ 10,734.57	1274
JP Morgan Chase	46625HJE1	Gov. Agency Debenture	2/11/2020	900,000.00	934,587.00	946,538.96		9/23/2022	1.74%	\$ 18,037.50	\$ 6,148.83	\$ 8,081.32	631
Honeywell Int'l.	438516BW5	Corporate Bond	11/20/2019	1,000,000.00	1,014,660.00	1,065,627.06		7/15/2024	1.64%	\$ 16,483.33	\$ 12,127.88	\$ 10,006.86	1292
Disney	254687CK0	Corporate Bond	3/4/2020	1,000,000.00	1,029,080.00	1,004,666.68		2/15/2021	1.39%	\$ 20,125.00	\$ 4,687.49	\$ 7,309.30	46
FNMA	3135G0V75	Gov. Agency Debenture	10/17/2019	1,100,000.00	1,105,833.30	1,158,202.90		7/2/2024	1.63%	\$ 13,956.25	\$ 12,682.51	\$ 9,080.08	1279
US Bancorp	91159HHV5	Corporate Bond	12/24/2019	1,000,000.00	1,049,040.00	1,088,633.13		1/5/2024	2.12%	\$ 20,718.75	\$ 11,183.73	\$ 10,887.86	1100
FFCB	3133EKC53	Gov. Agency Debenture	3/21/2019	1,400,000.00	1,403,262.00	1,406,555.58		3/11/2021	2.43%	\$ 52,558.33	\$ 43,563.60	\$ 17,164.25	70
FFCB	3133EKQA7	Gov. Agency Debenture	10/21/2019	1,000,000.00	1,019,780.00	1,065,751.87		9/10/2024	1.66%	\$ 18,431.11	\$ 11,615.55	\$ 8,447.67	1349
PNC Financial	693476BN2	Corporate Bond	8/15/2019	1,000,000.00	1,029,280.00	1,032,866.61		2/6/2022	2.12%	\$ 35,108.33	\$ 18,589.78	\$ 10,689.13	402
FHLB	313379Q69	Gov. Agency Debenture	7/22/2019	1,000,000.00	1,006,960.00	1,028,862.21		6/10/2022	1.87%	\$ 29,395.83	\$ 17,755.82	\$ 9,497.30	526
FNMA	3135G0V59	Gov. Agency Debenture	11/27/2019	1,540,000.00	1,562,924.44	1,583,011.72		4/12/2022	1.61%	\$ 30,318.75	\$ 14,793.93	\$ 12,602.23	467
JP Morgan Chase	46625HUT8	Corporate Bond	9/23/2019	1,400,000.00	1,485,414.00	1,540,609.98		2/1/2024	2.39%	\$ 46,413.89	\$ 26,688.85	\$ 17,475.98	1127
American Honda	02665WDH1	Corporate Bond	2/14/2020	600,000.00	603,756.00	622,245.79		5/10/2023	1.75%	\$ 10,595.00	\$ 3,955.80	\$ 5,312.90	860
FHLB	3130AABG2	US Treasury Note	4/15/2019	1,000,000.00	988,250.00	1,015,959.81		11/29/2021	2.34%	\$ 30,416.67	\$ 28,121.02	\$ 11,706.49	333
FNMA	3135G0Q89	Gov. Agency Debenture	2/10/2020	1,000,000.00	998,702.00	1,009,541.20		10/7/2021	1.38%	\$ 9,052.08	\$ 5,614.15	\$ 7,326.27	280
FNMA	3135G0J20	Gov. Agency Debenture	2/10/2020	1,000,000.00	998,882.00	1,001,843.40		2/26/2021	1.48%	\$ 7,486.11	\$ 5,724.31	\$ 7,470.02	57
Treasury	912828M80	US Treasury Note	7/22/2019	1,000,000.00	1,006,175.23	1,035,820.31		11/30/2022	1.81%	\$ 27,158.47	\$ 17,118.04	\$ 9,156.16	699
Treasury	912828U57	US Treasury Note	7/31/2019	1,000,000.00	1,011,875.00	1,057,304.69		11/30/2023	1.84%	\$ 28,333.33	\$ 16,990.40	\$ 9,332.04	1064
Treasury	912828X70	US Treasury Note	12/30/2019	1,000,000.00	1,010,589.29	1,059,921.88		4/30/2024	1.75%	\$ 18,703.30	\$ 9,805.98	\$ 9,859.56	1216
Treasury	912828XT2	US Treasury Note	10/31/2019	1,000,000.00	1,015,667.41	1,061,250.00		5/31/2024	1.64%	\$ 21,639.34	\$ 11,040.77	\$ 8,360.09	1247
Wells Fargo	94988J6A0	Corporate Bond	6/24/2020	1,350,000.00	1,370,749.50	1,365,432.31		9/9/2021	0.80%	\$ 5,357.48	\$ 163.99	\$ 5,028.96	252
FFCB	3133EJ3Q0	Gov. Agency Debenture	8/28/2019	1,500,000.00	1,587,503.75	1,616,413.07		12/21/2023	2.12%	\$ 56,661.46	\$ 19,226.80	\$ 11,523.55	1085
Freddie Mac	3133EKKT2	Gov. Agency Debenture	6/24/2019	1,550,000.00	1,573,188.00	1,617,239.85		2/8/2023	1.82%	\$ 47,856.25	\$ 29,033.70	\$ 14,360.75	769
Subtotal				\$ 44,640,000.00	\$ 45,324,880.68	\$ 46,269,548.52	\$ 193.33			\$ 927,340.28	\$ 567,032.64	\$ 373,307.87	
BNY MM		Money Market			609,987.61	609,987.61			0.00%				1
LAIF		State Investment Pool			11,233,653.52	11,233,653.52			0.62%			29,586.76	1
					\$57,168,521.81	\$58,113,189.65					\$ 927,340.28	\$ 567,032.64	\$ 402,894.63

<u>Matured Assets</u>													
FNMA	3133EHYM9	Gov. Agency Debenture	9/21/2017	1,300,000.00	1,295,866.00			9/14/2020	1.61%	\$ 58,120.83	\$ 57,964.67	\$ 4,348.78	
FFCB	3133ELVV3	Gov. Agency Debenture	4/8/2020	1,600,000.00	1,600,000.00			10/8/2020	0.93%	\$ 7,600.00	\$ 3,456.44	\$ 4,164.38	
FNMA	3136G0AV1	Gov. Agency Debenture	12/13/2017	2,000,000.00	2,017,900.00			10/16/2020	2.02%	\$ 133,558.33	\$ 103,715.85	\$ 12,044.42	
BankAmerica Corp	06051GGS2	Corporate Bond	4/30/2020	1,300,000.00	1,302,314.00			10/1/2020	1.21%	\$ 12,694.08	\$ 4,141.23	\$ 6,313.69	

Total Investments "Matured"												\$ 26,871.27	
Total Interest FY 20_21 Matured and Current												\$ 429,765.90	

Maturity Profile	Amount
0-1 year	\$22,156,443.19
1-2 years	\$10,967,560.77
2-3 years	\$10,720,723.84
3-5 years	\$ 13,323,794.01
	\$57,168,521.81

Market to Cost Position Report

Institution	Amortized Cost
BNY Assets	\$45,324,880.68
BNY MM	609,987.61
LAIF	11,233,653.52
Totals:	\$57,168,521.81

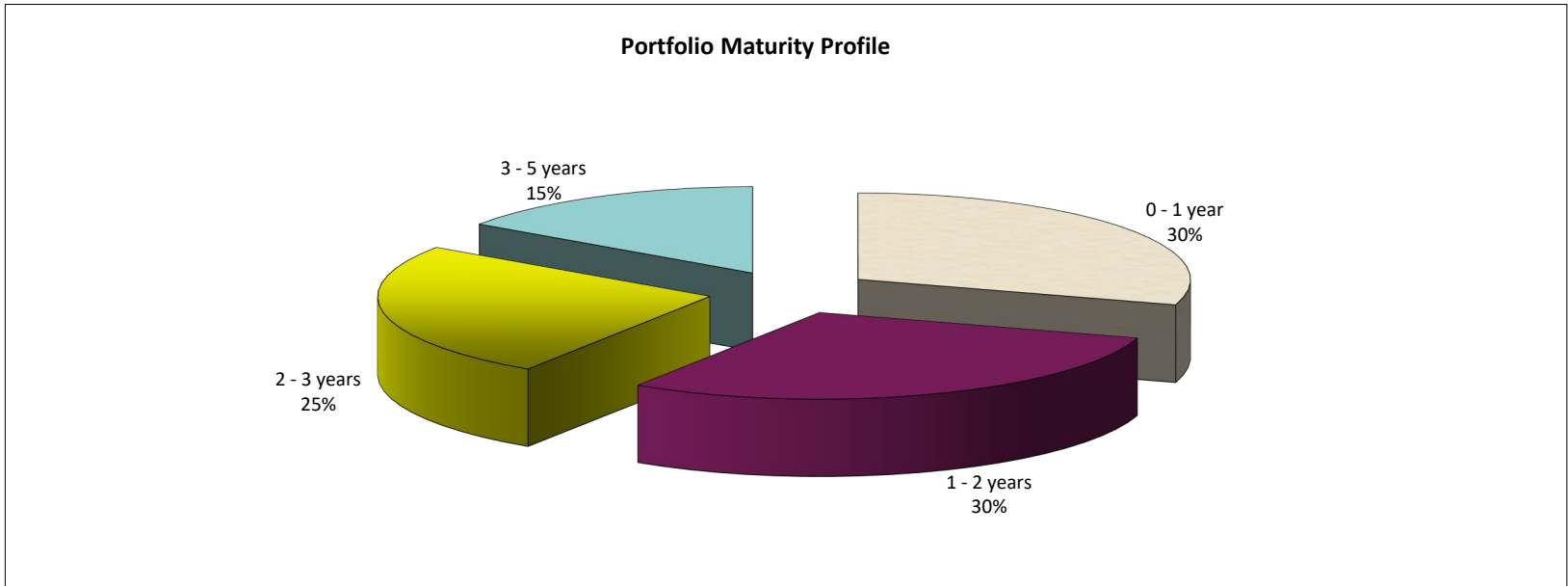
**Town of Los Gatos
Summary Investment Information
November 30, 2020**

Weighted Average YTM Portfolio Yield: **1.62%** **Weighted Average Maturity (days)** **605**

	<u>This Month</u>	<u>Last Month</u>	<u>One year ago</u>
Portfolio Balance	\$60,767,876	\$58,591,198	\$62,538,890

Benchmarks/ References:

Town's Average Yield	1.62%	1.63%	1.91%
LAIF Yield for month	0.62%	0.62%	2.14%
3 mo. Treasury	0.08%	0.09%	2.33%
6 mo. Treasury	0.09%	0.10%	2.49%
2 yr. Treasury	0.15%	0.16%	2.87%
5 yr. Treasury (most recent)	0.36%	0.39%	2.98%
10 Yr. Treasury	0.84%	0.88%	3.14%

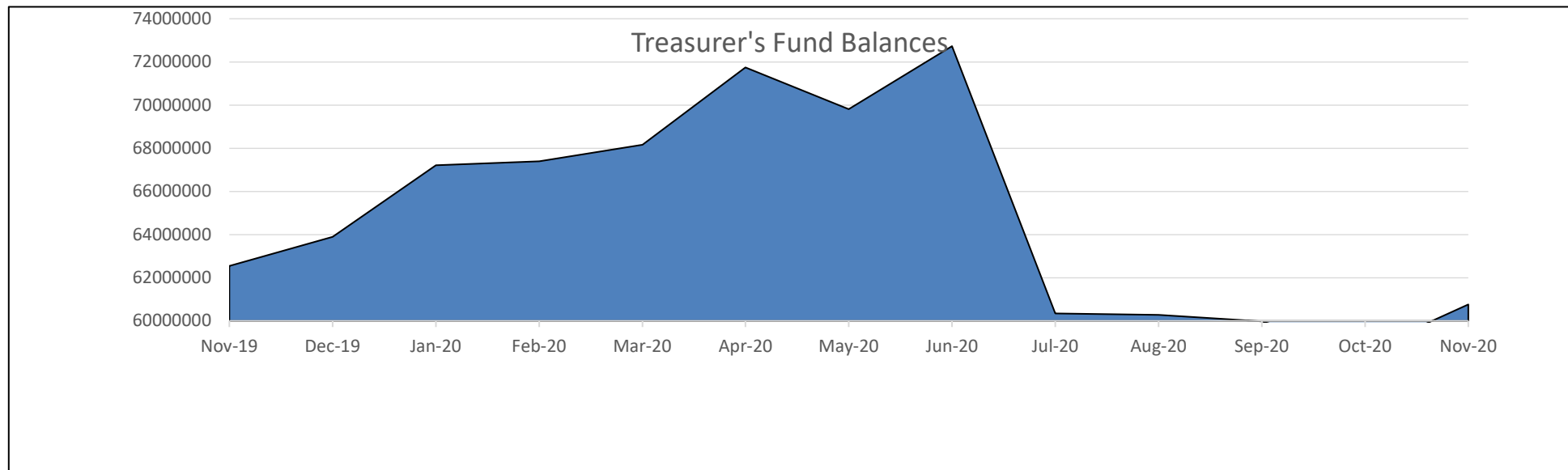
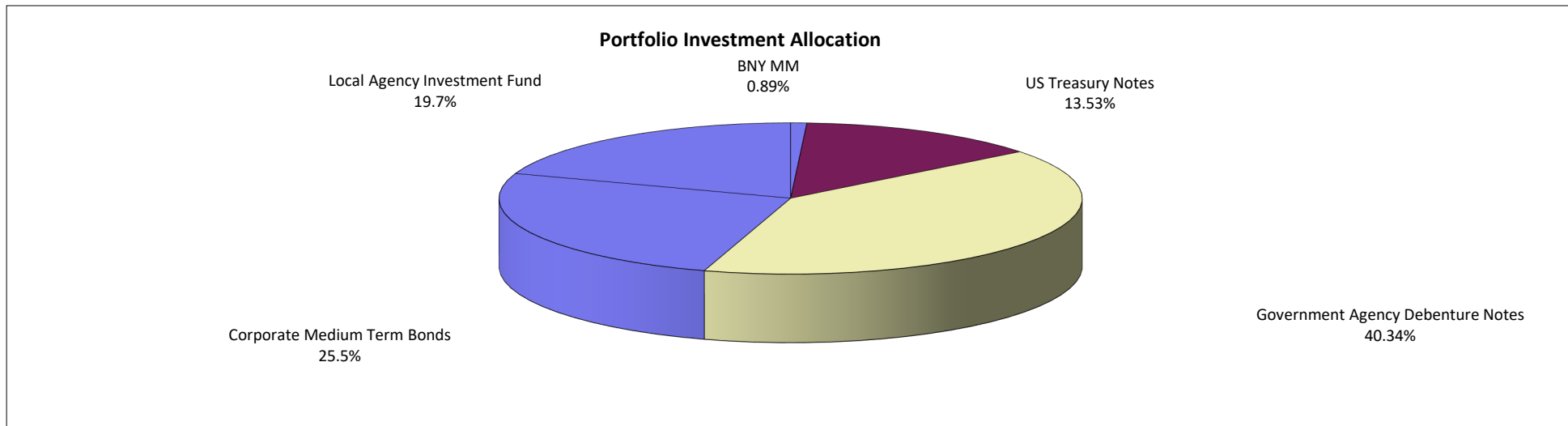


Compliance: The Town's investments are in compliance with the Town's investment policy dated November 3, 2020 and also in compliance with the requirements of Section 53601 of the California State Code. Based on the information available, the Town has sufficient funds to meet the cash demands for the next six months.

Town of Los Gatos
Portfolio Allocation & Treasurer's Fund Balances
November 30, 2020

	<u>Month</u>	<u>YTD</u>
Fund Balances - Beginning of Month/Period	\$58,591,197.81	\$72,729,892.43
Receipts	4,020,680.37	18,757,368.00
Disbursements	<u>(1,844,001.85)</u>	<u>(30,719,384.10)</u>
Fund Balances - End of Month/Period	<u>\$60,767,876.33</u>	<u>\$60,767,876.33</u>

<u>Portfolio Allocation:</u>	<u>% of Portfolio</u>	<u>Max. % Or \$ Allowed Per State Law or Policy</u>
BNY MM	\$508,142.68	0.89%
US Treasury Notes	\$7,723,416.42	13.53%
Government Agency Debenture Notes	\$23,022,651.75	40.34%
Corporate Medium Term Bonds	\$14,578,812.51	25.55%
Local Agency Investment Fund	\$11,233,653.52	19.69%
Subtotal - Investments	<u>57,066,676.88</u>	100.00%
Reconciled Demand Deposit Balances	<u>3,701,199.45</u>	
 Total Treasurer's Fund	 <u>\$60,767,876.33</u>	



Town of Los Gatos
Non-Treasury Restricted Fund Balances
November 30, 2020

	Beginning Balance	NOV 20 Deposits Realized Gain/Adj.	NOV 20 Interest/ Earnings	NOV 20 Withdrawals	Ending Balance	
Non-Treasury Funds:						
Cert. of Participation 2002 Series A Reserve Fund	\$ 686,280.07		\$ 5.89	\$ 34.96	\$ 686,251.00	Note 1
Cert. Of Participation 2010 Ser A Lease Pymt Fund	6.13	0.00	0.00		\$ 6.13	Note 1
Cert. of Participation 2002 Lease Payment Fund	0.45	34.96	0.00		\$ 35.41	Note 1
Cert. of Participation 2010 Series Reserve Fund	1,298,109.56		11.11		1,298,120.67	Note 2
Total Restricted Funds:	<u>\$ 1,984,396.21</u>	<u>\$34.96</u>	<u>\$17.00</u>	<u>\$34.96</u>	<u>\$1,984,413.21</u>	
CEPPT IRS Section 115 Trust	676,490.54	0.00	23,940.67		700,431.21	
Grand Total COP's and CEPPT Trust	<u>\$ 2,660,886.75</u>	<u>\$ 34.96</u>	<u>\$ 23,957.67</u>	<u>\$ 34.96</u>	<u>\$ 2,684,844.42</u>	

These accounts are not part of the Treasurer's fund balances reported elsewhere in this report, as they are for separate and distinct entities.

Note 1: The three original funds for the Certificates of Participation 2002 Series A consist of construction funds which will be expended over the next few years, reserve funds which will guarantee the payment of lease payments, and a third fund for the disbursement of lease payments and initial delivery costs.

Note 2: The 2010 COP Funds are all for the Library construction, reserves to guarantee lease payments, and a lease payment fund for the life of the COP issue. The COI fund was closed in September 2010.

Note 3: The CEPPT Section IRS Section 115 Trust was established as an irrevocable trust dedicated to accumulate resources to fund the Town's unfunded liabilities related to pension and other pc

Town of Los Gatos
Statement of Interest Earned
November 30, 2020

Interest by Month

July 2020	\$78,263.77
August 2020	78,263.76
September 2020	75,077.38
October 2020	71,634.00
November 2020	62,226.39
December 2020	
January 2021	
February 2021	
March 2021	
April 2021	
May 2021	
June 2021	

\$365,465.30

**Town of Los Gatos Investment Schedule November
2020**

Institution	CUSIP #	Security	Deposit Date	Par Value	Original Cost	Market Value	Purchased Interest	Maturity Date or Call Date	Yield to Maturity or Call	Interest Received to Date	Interest Earned Prior Yrs.	Interest Earned Current FY	Days to Maturity
Treasury	912828WR7	US Treasury Note	4/2/2019	1,000,000.00	995,625.00	1,011,875.00		6/30/2021	2.33%	\$ 26,474.45	\$ 28,917.32	\$ 9,723.85	212
Toyota Motor Credit	89236TDP7	Corporate Bond	05/20/19	1,100,000.00	1,102,596.00	1,127,599.00		1/11/2022	2.50%	\$ 32,651.67	\$ 30,798.33	\$ 11,577.75	407
Toyota Motor Credit	89236TCZ6	Corporate Bond	3/13/2020	500,000.00	504,440.00	502,860.50		4/8/2021	1.06%	\$ 5,409.72	\$ 1,599.24	\$ 2,244.80	129
FFCB	3133EKM1	Gov. Agency Debenture	8/2/2019	1,000,000.00	1,014,400.00	1,063,663.51		2/23/2024	1.90%	\$ 29,175.83	\$ 17,466.66	\$ 8,025.22	1180
FFCB	3133EMBE1	Gov. Agency Debenture	10/8/2020	1,600,000.00	1,598,000.00	1,595,356.80	146.66	3/28/2024	0.34%	\$ (146.66)	\$ -	\$ 780.65	1214
FFCB	3133EMCQ3	Gov. Agency Debenture	10/16/2020	2,000,000.00	1,998,000.00	2,000,037.30	46.67	10/13/2024	0.31%	\$ (46.67)	\$ -	\$ 752.14	1413
BankAmerica Corp	06051GHC6	Corporate Bond	10/9/2020	1,300,000.00	1,366,287.00	1,365,104.00	11,824.08	12/20/2023	0.66%	\$ (11,824.08)	\$ -	\$ 2,609.91	1115
IBM	459200HG9	Corporate Bond	8/8/2019	1,000,000.00	995,010.00	1,026,656.91		8/1/2022	2.05%	\$ 18,385.42	\$ 18,296.32	\$ 8,560.66	609
Oracle	68389XBL8	Corporate Bond	7/8/2019	1,000,000.00	1,008,880.00	1,051,908.18		7/15/2023	2.18%	\$ 28,466.67	\$ 21,374.17	\$ 9,134.77	957
US Treasury	912828R28	US Treasury Note	7/2/2019	500,000.00	497,246.09	517,617.19		4/30/2023	1.77%	\$ 10,796.54	\$ 8,819.78	\$ 3,707.22	881
American Express	0258M0EB1	Corporate Bond	2/11/2020	1,000,000.00	1,007,210.00	1,006,966.87		4/4/2021	1.66%	\$ 16,500.00	\$ 6,215.30	\$ 6,792.44	125
Freddie Mac	3137EAEN5	Gov. Agency Debenture	7/19/2019	2,000,000.00	2,072,358.00	2,128,782.88		6/19/2023	1.79%	\$ 50,416.67	\$ 34,741.74	\$ 15,318.40	931
FFCB	3133EKVF0	Gov. Agency Debenture	7/22/2019	1,000,000.00	999,630.00	1,036,140.99		1/17/2023	1.89%	\$ 18,489.58	\$ 17,771.06	\$ 7,903.99	778
Treasury	912828L57	US Treasury Note	7/22/2019	1,200,000.00	1,197,988.40	1,235,343.74		9/30/2022	2.09%	\$ 25,016.39	\$ 20,385.25	\$ 9,066.70	669
Freddie Mac	3137EADB2	Gov. Agency Debenture	1/17/2020	2,100,000.00	2,132,039.70	2,152,877.24		1/13/2022	2.12%	\$ 24,383.34	\$ 15,274.50	\$ 14,163.63	409
US Treasury	912828Y20	Gov. Agency Debenture	1/31/2020	1,000,000.00	1,016,601.56	1,015,820.31		7/15/2021	1.47%	\$ 11,971.16	\$ 6,138.62	\$ 6,219.92	227
American Honda	02665WCZ2	Corporate Bond	11/27/2019	1,000,000.00	1,012,410.01	1,063,662.03		6/27/2024	2.12%	\$ 24,733.34	\$ 12,601.45	\$ 8,926.03	1305
JP Morgan Chase	46625HJE1	Gov. Agency Debenture	2/11/2020	900,000.00	934,587.00	947,405.74		9/23/2022	1.74%	\$ 18,037.50	\$ 6,148.83	\$ 6,719.80	662
Honeywell Int'l.	438516BW5	Corporate Bond	11/20/2019	1,000,000.00	1,014,660.00	1,066,436.31		7/15/2024	1.64%	\$ 16,483.33	\$ 12,127.88	\$ 8,320.92	1323
Disney	254687CK0	Corporate Bond	3/4/2020	1,000,000.00	1,029,080.00	1,008,436.83		2/15/2021	1.39%	\$ 20,125.00	\$ 4,687.49	\$ 6,077.84	77
FNMA	3135G0V75	Gov. Agency Debenture	10/17/2019	1,100,000.00	1,105,833.30	1,157,666.53		7/2/2024	1.63%	\$ 13,956.25	\$ 12,682.51	\$ 7,550.29	1310
US Bancorp	91159HHV5	Corporate Bond	12/24/2019	1,000,000.00	1,049,040.00	1,084,369.49		1/5/2024	2.12%	\$ 20,718.75	\$ 11,183.73	\$ 9,053.49	1131
FFCB	3133EKCS3	Gov. Agency Debenture	3/21/2019	1,400,000.00	1,403,262.00	1,409,345.53		3/11/2021	2.43%	\$ 52,558.33	\$ 43,563.60	\$ 14,272.44	101
FFCB	3133EKQA7	Gov. Agency Debenture	10/21/2019	1,000,000.00	1,019,780.00	1,066,935.10		9/10/2024	1.66%	\$ 18,431.11	\$ 11,615.55	\$ 7,024.42	1380
PNC Financial	693476BN2	Corporate Bond	8/15/2019	1,000,000.00	1,029,280.00	1,034,626.29		2/6/2022	2.12%	\$ 35,108.33	\$ 18,589.78	\$ 8,888.24	433
FHLB	313379Q69	Gov. Agency Debenture	7/22/2019	1,000,000.00	1,006,960.00	1,029,811.49		6/10/2022	1.87%	\$ 18,770.83	\$ 17,755.82	\$ 7,897.21	557
FNMA	3135G0V59	Gov. Agency Debenture	11/27/2019	1,540,000.00	1,562,924.44	1,585,056.17		4/12/2022	1.61%	\$ 30,318.75	\$ 14,793.93	\$ 10,479.03	498
JP Morgan Chase	46625HJT8	Corporate Bond	9/23/2019	1,400,000.00	1,485,414.00	1,542,295.12		2/1/2024	2.39%	\$ 46,413.89	\$ 26,688.85	\$ 14,531.65	1158
American Honda	02665WDH1	Corporate Bond	2/14/2020	600,000.00	603,756.00	622,433.76		5/10/2023	1.75%	\$ 10,595.00	\$ 3,955.80	\$ 4,417.79	891
FHLB	3130AABG2	US Treasury Note	4/15/2019	1,000,000.00	988,250.00	1,017,394.66		11/29/2021	2.34%	\$ 30,416.67	\$ 28,121.02	\$ 9,734.20	364
FNMA	3135G0Q89	Gov. Agency Debenture	2/10/2020	1,000,000.00	998,702.00	1,010,730.00		10/7/2021	1.38%	\$ 9,052.08	\$ 5,614.15	\$ 6,091.95	311
FNMA	3135G0J20	Gov. Agency Debenture	2/10/2020	1,000,000.00	998,882.00	1,003,028.00		2/26/2021	1.48%	\$ 7,486.11	\$ 5,724.31	\$ 6,211.48	88
Treasury	912828M80	US Treasury Note	7/22/2019	1,000,000.00	1,006,175.23	1,036,757.81		11/30/2022	1.81%	\$ 27,158.47	\$ 17,118.04	\$ 7,613.55	730
Treasury	912828U57	US Treasury Note	7/31/2019	1,000,000.00	1,011,875.00	1,058,085.94		11/30/2023	1.84%	\$ 28,333.33	\$ 16,990.40	\$ 7,759.79	1095
Treasury	912828X70	US Treasury Note	12/30/2019	1,000,000.00	1,010,589.29	1,060,468.75		4/30/2024	1.75%	\$ 18,703.30	\$ 9,805.98	\$ 8,198.44	1247
Treasury	912828XT2	US Treasury Note	10/31/2019	1,000,000.00	1,015,667.41	1,061,757.81		5/31/2024	1.64%	\$ 21,639.34	\$ 11,040.77	\$ 6,951.59	1278
Wells Fargo	94988J6A0	Corporate Bond	6/24/2020	1,350,000.00	1,370,749.50	1,367,577.00		9/9/2021	0.80%	\$ 5,357.48	\$ 163.99	\$ 4,181.69	283
FFCB	3133EJ3Q0	Gov. Agency Debenture	8/28/2019	1,500,000.00	1,587,503.75	1,620,323.93		12/21/2023	2.12%	\$ 35,098.96	\$ 19,226.80	\$ 9,582.08	1116
Freddie Mac	3133EKKT2	Gov. Agency Debenture	6/24/2019	1,550,000.00	1,573,188.00	1,620,238.13		2/8/2023	1.82%	\$ 47,856.25	\$ 29,033.70	\$ 11,941.28	800
Subtotal				\$ 44,640,000.00	\$ 45,324,880.68	\$ 46,313,272.84	\$ 12,017.41			\$ 843,472.43	\$ 567,032.64	\$ 309,007.27	
BNY MM		Money Market			508,142.68	508,142.68			0.00%				1
LAIF		State Investment Pool			11,233,653.52	11,233,653.52			0.62%			29,586.76	1
					\$57,066,676.88	\$58,055,069.04				\$ 843,472.43	\$ 567,032.64	\$ 338,594.03	

<u>Matured Assets</u>													
FNMA	3133EHYM9	Gov. Agency Debenture	9/21/2017	1,300,000.00	1,295,866.00			9/14/2020	1.61%	\$ 58,120.83	\$ 57,964.67	\$ 4,348.78	
FFCB	3133ELVV3	Gov. Agency Debenture	4/8/2020	1,600,000.00	1,600,000.00			10/8/2020	0.93%	\$ 7,600.00	\$ 3,456.44	\$ 4,164.38	
FNMA	3136G0AW1	Gov. Agency Debenture	12/13/2017	2,000,000.00	2,017,900.00			10/16/2020	2.02%	\$ 133,558.33	\$ 103,715.85	\$ 12,044.42	
BankAmerica Corp	06051GGS2	Corporate Bond	4/30/2020	1,300,000.00	1,302,314.00			10/1/2020	1.21%	\$ 12,694.08	\$ 4,141.23	\$ 6,313.69	

Total Investments "Matured"												\$ 26,871.27	
Total Interest FY 20_21 Matured and Current												\$ 365,465.30	

Maturity Profile		Amount
0-1 year		\$22,054,598.26
1-2 years		\$9,961,385.54
2-3 years		\$8,773,108.32
3-5 years		\$ 16,277,584.76
		<u>\$57,066,676.88</u>

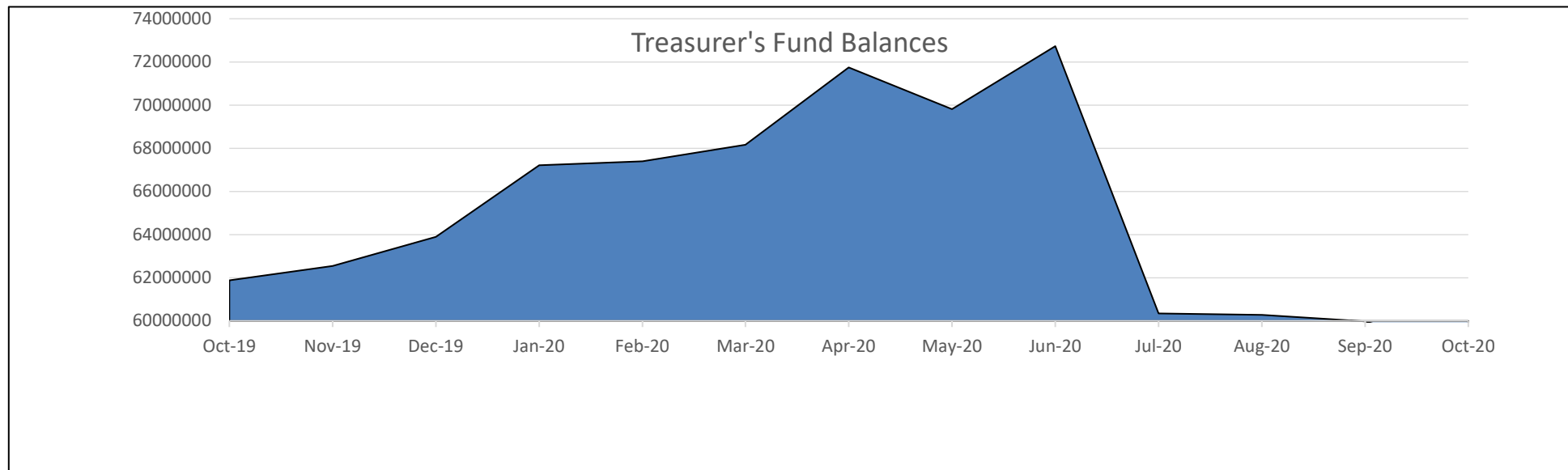
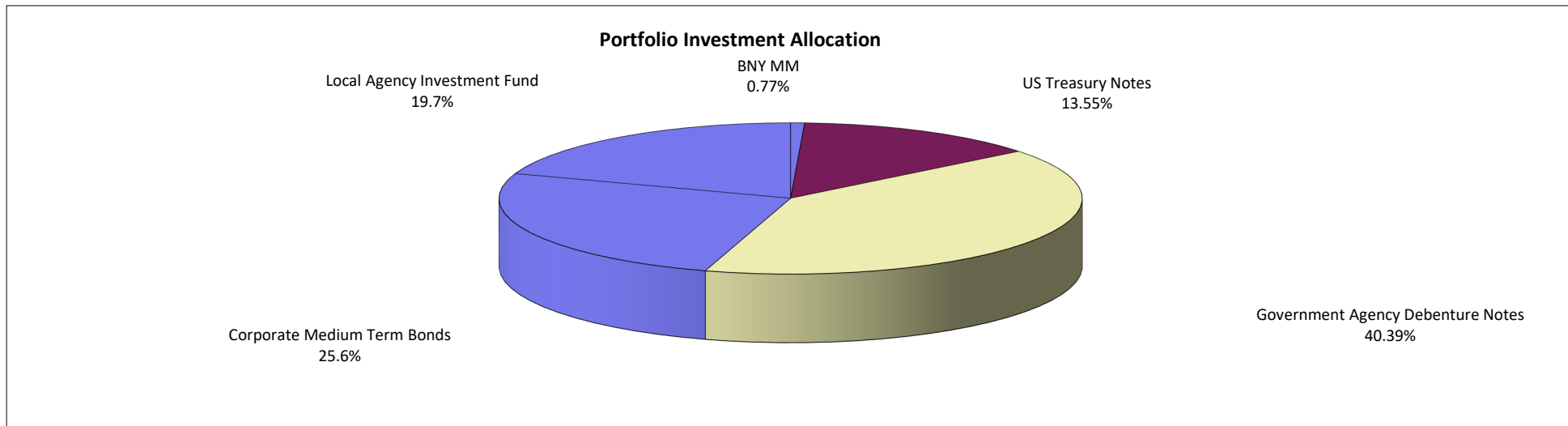
Market to Cost Position Report

Institution	Amortized Cost
BNY Assets	\$45,324,880.68
BNY MM	508,142.68
LAIF	11,233,653.52
Totals:	<u>\$57,066,676.88</u>

Town of Los Gatos
Portfolio Allocation & Treasurer's Fund Balances
October 31, 2020

	Month	YTD
Fund Balances - Beginning of Month/Period	\$59,981,524.66	\$72,729,892.43
Receipts	2,910,961.68	14,736,687.63
Disbursements	(4,301,288.53)	(28,875,382.25)
Fund Balances - End of Month/Period	<u>\$58,591,197.81</u>	<u>\$58,591,197.81</u>

<u>Portfolio Allocation:</u>	%	% of Portfolio	<u>Max. % Or \$ Allowed Per State Law or Policy</u>
BNY MM	\$436,970.58	0.77%	20% of Town Portfolio
US Treasury Notes	\$7,723,416.42	13.55%	No Max. on US Treasuries
Government Agency Debenture Notes	\$23,022,651.75	40.39%	No Max. on Non-Mortgage Backed
Corporate Medium Term Bonds	\$14,578,812.51	25.58%	30% of Town Portfolio
Local Agency Investment Fund	\$11,233,653.52	19.71%	\$75 M per State Law
Subtotal - Investments	56,995,504.78	100.00%	
Reconciled Demand Deposit Balances	<u>1,595,693.03</u>		
 Total Treasurer's Fund	 <u>\$58,591,197.81</u>		



Town of Los Gatos
Non-Treasury Restricted Fund Balances
October 31, 2020

	Beginning Balance	OCT 20 Deposits Realized Gain/Adj.	OCT 20 Interest/ Earnings	OCT 20 Withdrawals	Ending Balance	
Non-Treasury Funds:						
Cert. of Participation 2002 Series A Reserve Fund	\$ 686,274.37		\$ 5.70	\$ -	\$ 686,280.07	Note 1
Cert. Of Participation 2010 Ser A Lease Pymt Fund	6.13	0.00	0.00		\$ 6.13	Note 1
Cert. of Participation 2002 Lease Payment Fund	0.45	0.00	0.00		\$ 0.45	Note 1
Cert. of Participation 2010 Series Reserve Fund	1,298,098.81		10.75		1,298,109.56	Note 2
Total Restricted Funds:	<u>\$ 1,984,379.76</u>	<u>\$0.00</u>	<u>\$16.45</u>	<u>\$0.00</u>	<u>\$1,984,396.21</u>	
CEPPT IRS Section 115 Trust	682,844.62	0.00	(6,354.08)		676,490.54	
Grand Total COP's and CEPPT Trust	<u>\$ 2,667,224.38</u>	<u>\$ -</u>	<u>\$ (6,337.63)</u>	<u>\$ -</u>	<u>\$ 2,660,886.75</u>	

These accounts are not part of the Treasurer's fund balances reported elsewhere in this report, as they are for separate and distinct entities.

Note 1: The three original funds for the Certificates of Participation 2002 Series A consist of construction funds which will be expended over the next few years, reserve funds which will guarantee the payment of lease payments, and a third fund for the disbursement of lease payments and initial delivery costs.

Note 2: The 2010 COP Funds are all for the Library construction, reserves to guarantee lease payments, and a lease payment fund for the life of the COP issue. The COI fund was closed in September 2010.

Note 3: The CEPPT Section IRS Section 115 Trust was established as an irrevocable trust dedicated to accumulate resources to fund the Town's unfunded liabilities related to pension and other pc

Town of Los Gatos
Statement of Interest Earned
October 31, 2020

Interest by Month

July 2020	\$78,263.77
August 2020	78,263.76
September 2020	75,077.38
October 2020	71,634.00
November 2020	
December 2020	
January 2021	
February 2021	
March 2021	
April 2021	
May 2021	
June 2021	
	<hr/>
	<u>\$303,238.91</u>

**Town of Los Gatos Investment Schedule October
2020**

Institution	CUSIP #	Security	Deposit Date	Par Value	Original Cost	Market Value	Purchased Interest	Maturity Date or Call Date	Yield to Maturity or Call	Interest Received to Date	Interest Earned Prior Yrs.	Interest Earned Current FY	Days to Maturity
Treasury	912828WR7	US Treasury Note	4/2/2019	1,000,000.00	995,625.00	1,013,203.12		6/30/2021	2.33%	\$ 26,474.45	\$ 28,917.32	\$ 7,817.21	242
Toyota Motor Credit	89236TDP7	Corporate Bond	05/20/19	1,100,000.00	1,102,596.00	1,128,792.75		1/11/2022	2.50%	\$ 32,651.67	\$ 30,798.33	\$ 9,307.60	437
Toyota Motor Credit	89236TCZ6	Corporate Bond	3/13/2020	500,000.00	504,440.00	503,525.00		4/8/2021	1.06%	\$ 5,409.72	\$ 1,599.24	\$ 1,804.64	159
FFCB	3133EKM1	Gov. Agency Debenture	8/2/2019	1,000,000.00	1,014,400.00	1,064,387.91		2/23/2024	1.90%	\$ 29,175.83	\$ 17,466.66	\$ 6,451.65	1210
FFCB	3133EMBE1	Gov. Agency Debenture	10/8/2020	1,600,000.00	1,598,000.00	1,595,648.75	146.66	3/28/2024	0.34%	\$ (146.66)	\$ -	\$ 338.77	1244
FFCB	3133EMCQ3	Gov. Agency Debenture	10/16/2020	2,000,000.00	1,998,000.00	1,999,253.40	46.67	10/13/2024	0.31%	\$ (46.67)	\$ -	\$ 250.71	1443
BankAmerica Corp	06051GHC6	Corporate Bond	10/9/2020	1,300,000.00	1,366,287.00	1,362,827.67	11,824.08	12/20/2023	0.66%	\$ (11,824.08)	\$ -	\$ 1,104.19	1145
IBM	459200HG9	Corporate Bond	8/8/2019	1,000,000.00	995,010.00	1,028,987.86		8/1/2022	2.05%	\$ 18,385.42	\$ 18,296.32	\$ 6,882.10	639
Oracle	68389XBL8	Corporate Bond	7/8/2019	1,000,000.00	1,008,880.00	1,052,035.93		7/15/2023	2.18%	\$ 28,466.67	\$ 21,374.17	\$ 7,343.64	987
US Treasury	912828R28	US Treasury Note	7/2/2019	500,000.00	497,246.09	518,066.41		4/30/2023	1.77%	\$ 10,796.54	\$ 8,819.78	\$ 2,980.31	911
American Express	0258M0EB1	Corporate Bond	2/11/2020	1,000,000.00	1,007,210.00	1,008,326.43		4/4/2021	1.66%	\$ 5,250.00	\$ 6,215.30	\$ 5,460.59	155
Freddie Mac	3137EAEN5	Gov. Agency Debenture	7/19/2019	2,000,000.00	2,072,358.00	2,132,223.58		6/19/2023	1.79%	\$ 50,416.67	\$ 34,741.74	\$ 12,314.80	961
FFCB	3133EKVF0	Gov. Agency Debenture	7/22/2019	1,000,000.00	999,630.00	1,037,076.26		1/17/2023	1.89%	\$ 18,489.58	\$ 17,771.06	\$ 6,354.19	808
Treasury	912828L57	US Treasury Note	7/22/2019	1,200,000.00	1,197,988.40	1,236,515.63		9/30/2022	2.09%	\$ 25,016.39	\$ 20,385.25	\$ 7,288.91	699
Freddie Mac	3137EADB2	Gov. Agency Debenture	1/17/2020	2,100,000.00	2,132,039.70	2,155,598.07		1/13/2022	2.12%	\$ 24,383.34	\$ 15,274.50	\$ 11,386.44	439
US Treasury	912828Y20	Gov. Agency Debenture	1/31/2020	1,000,000.00	1,016,601.56	1,017,460.94		7/15/2021	1.47%	\$ 11,971.16	\$ 6,138.62	\$ 5,000.33	257
American Honda	02665WCZ2	Corporate Bond	11/27/2019	1,000,000.00	1,012,410.01	1,057,354.15		6/27/2024	2.12%	\$ 24,733.34	\$ 12,601.45	\$ 7,175.82	1335
JP Morgan Chase	46625HJE1	Gov. Agency Debenture	2/11/2020	900,000.00	934,587.00	949,464.00		9/23/2022	1.74%	\$ 18,037.50	\$ 6,148.83	\$ 5,402.19	692
Honeywell Int'l.	438516BW5	Corporate Bond	11/20/2019	1,000,000.00	1,014,660.00	1,062,772.39		7/15/2024	1.64%	\$ 16,483.33	\$ 12,127.88	\$ 6,689.37	1353
Disney	254687CK0	Corporate Bond	3/4/2020	1,000,000.00	1,029,080.00	1,011,910.00		2/15/2021	1.39%	\$ 20,125.00	\$ 4,687.49	\$ 4,886.11	107
FNMA	3135G0V75	Gov. Agency Debenture	10/17/2019	1,100,000.00	1,105,833.30	1,159,254.46		7/2/2024	1.63%	\$ 13,956.25	\$ 12,682.51	\$ 6,069.84	1340
US Bancorp	91159HHV5	Corporate Bond	12/24/2019	1,000,000.00	1,049,040.00	1,085,670.33		1/5/2024	2.12%	\$ 20,718.75	\$ 11,183.73	\$ 7,278.30	1161
FFCB	3133EKCS3	Gov. Agency Debenture	3/21/2019	1,400,000.00	1,403,262.00	1,412,479.73		3/11/2021	2.43%	\$ 52,558.33	\$ 43,563.60	\$ 11,473.93	131
FFCB	3133EKQA7	Gov. Agency Debenture	10/21/2019	1,000,000.00	1,019,780.00	1,067,308.50		9/10/2024	1.66%	\$ 18,431.11	\$ 11,615.55	\$ 5,647.09	1410
PNC Financial	693476BN2	Corporate Bond	8/15/2019	1,000,000.00	1,029,280.00	1,036,967.29		2/6/2022	2.12%	\$ 35,108.33	\$ 18,589.78	\$ 7,145.45	463
FHLB	313379Q69	Gov. Agency Debenture	7/22/2019	1,000,000.00	1,006,960.00	1,031,226.49		6/10/2022	1.87%	\$ 18,770.83	\$ 17,755.82	\$ 6,348.74	587
FNMA	3135G0V59	Gov. Agency Debenture	11/27/2019	1,540,000.00	1,562,924.44	1,586,883.73		4/12/2022	1.61%	\$ 30,318.75	\$ 14,793.93	\$ 8,424.32	528
JP Morgan Chase	46625HJT8	Corporate Bond	9/23/2019	1,400,000.00	1,485,414.00	1,545,503.08		2/1/2024	2.39%	\$ 46,413.89	\$ 26,688.85	\$ 11,682.31	1188
American Honda	02665WDH1	Corporate Bond	2/14/2020	600,000.00	603,756.00	621,110.62		5/10/2023	1.75%	\$ 4,745.00	\$ 3,955.80	\$ 3,551.56	921
FHLB	3130AABG2	US Treasury Note	4/15/2019	1,000,000.00	988,250.00	1,018,455.90		11/29/2021	2.34%	\$ 21,041.67	\$ 28,121.02	\$ 7,825.53	394
FNMA	3135G0Q89	Gov. Agency Debenture	2/10/2020	1,000,000.00	998,702.00	1,011,465.32		10/7/2021	1.38%	\$ 9,052.08	\$ 5,614.15	\$ 4,897.45	341
FNMA	3135G0J20	Gov. Agency Debenture	2/10/2020	1,000,000.00	998,882.00	1,003,988.08		2/26/2021	1.48%	\$ 7,486.11	\$ 5,724.31	\$ 4,993.55	118
Treasury	912828M80	US Treasury Note	7/22/2019	1,000,000.00	1,006,175.23	1,038,125.00		11/30/2022	1.81%	\$ 17,158.47	\$ 17,118.04	\$ 6,120.69	760
Treasury	912828U57	US Treasury Note	7/31/2019	1,000,000.00	1,011,875.00	1,059,062.50		11/30/2023	1.84%	\$ 17,708.33	\$ 16,990.40	\$ 6,238.26	1125
Treasury	912828X70	US Treasury Note	12/30/2019	1,000,000.00	1,010,589.29	1,061,132.81		4/30/2024	1.75%	\$ 18,703.30	\$ 9,805.98	\$ 6,590.90	1277
Treasury	912828XT2	US Treasury Note	10/31/2019	1,000,000.00	1,015,667.41	1,062,265.62		5/31/2024	1.64%	\$ 11,639.34	\$ 11,040.77	\$ 5,588.54	1308
Wells Fargo	94988J6A0	Corporate Bond	6/24/2020	1,350,000.00	1,370,749.50	1,368,896.21		9/9/2021	0.80%	\$ 5,357.48	\$ 163.99	\$ 3,361.75	313
FFCB	3133EJ3Q0	Gov. Agency Debenture	8/28/2019	1,500,000.00	1,587,503.75	1,622,403.63		12/21/2023	2.12%	\$ 35,098.96	\$ 19,226.80	\$ 7,703.24	1146
Freddie Mac	3133EKKT2	Gov. Agency Debenture	6/24/2019	1,550,000.00	1,573,188.00	1,622,105.09		2/8/2023	1.82%	\$ 47,856.25	\$ 29,033.70	\$ 9,599.85	830

Subtotal				\$ 44,640,000.00	\$ 45,324,880.68	\$ 46,349,734.64	\$ 12,017.41			\$ 786,372.43	\$ 567,032.64	\$ 246,780.88	
BNY MM		Money Market			436,970.58	436,970.58			0.00%				1
LAIF		State Investment Pool			11,233,653.52	11,233,653.52			0.62%			29,586.76	1
					\$56,995,504.78	\$58,020,358.74				\$ 786,372.43	\$ 567,032.64	\$ 276,367.64	

<u>Matured Assets</u>													
FNMA	3133EHYM9	Gov. Agency Debenture	9/21/2017	1,300,000.00	1,295,866.00			9/14/2020	1.61%	\$ 58,120.83	\$ 57,964.67	\$ 4,348.78	
FFCB	3133ELVV3	Gov. Agency Debenture	4/8/2020	1,600,000.00	1,600,000.00			10/8/2020	0.93%	\$ 7,600.00	\$ 3,456.44	\$ 4,164.38	
FNMA	3136G0AW1	Gov. Agency Debenture	12/13/2017	2,000,000.00	2,017,900.00			10/16/2020	2.02%	\$ 133,558.33	\$ 103,715.85	\$ 12,044.42	
BankAmerica Corp	06051GGS2	Corporate Bond	4/30/2020	1,300,000.00	1,302,314.00			10/1/2020	1.21%	\$ 12,694.08	\$ 4,141.23	\$ 6,313.69	

Total Investments "Matured"												\$ 26,871.27	
Total Interest FY 20_21 Matured and Current												\$ 303,238.91	

Maturity Profile		Amount
0-1 year		\$20,995,176.16
1-2 years		\$10,949,635.54
2-3 years		\$7,761,233.32
3-5 years		\$ 17,289,459.76
		<u>\$56,995,504.78</u>

Market to Cost Position Report

Institution	Amortized Cost
BNY Assets	\$45,324,880.68
BNY MM	436,970.58
LAIF	11,233,653.52
Totals:	<u>\$56,995,504.78</u>

Town of Los Gatos

Insight ESG Ratings as of December 31, 2020

Security Description	Maturity Date	Par/Shares	Moody Rating	S&P Rating	Insight ESG Rating	Environment	Social	Governance
HONEYWELL INTERNATIONAL 2.3% 15AUG2024 (CALLABLE 15JUL24)	8/15/2024	\$ 1,000,000	A2	A	4	3	5	3
AMERICAN EXPRESS CREDIT 2.25% 05MAY2021 (CALLABLE 04APR21)	5/5/2021	\$ 1,000,000	A2	A-	1	1	2	3
AMERICAN HONDA FINANCE 2.4% 27JUN2024	6/27/2024	\$ 1,000,000	A3	A-	3	1	4	3
ORACLE CORP 2.4% 15SEP2023 (CALLABLE 15JUL23)	9/15/2023	\$ 1,000,000	A3	A	3	1	3	4
TOYOTA MOTOR CREDIT CORP 2.6% 11JAN2022	1/11/2022	\$ 1,100,000	A1	A+	3	1	4	3
WALT DISNEY COMPANY/THE 4.5% 15FEB2021	2/15/2021	\$ 1,000,000	A2	BBB+	3	3	3	3
WELLS FARGO BANK NA 2.082% 09SEP2022 (CALLABLE 09SEP21)	9/9/2022	\$ 1,350,000	Aa2	A+	4	1	4	5
TOYOTA MOTOR CREDIT CORP 1.9% 08APR2021	4/8/2021	\$ 500,000	A1	A+	3	1	4	3
JPMORGAN CHASE & CO 3.25% 23SEP2022	9/23/2022	\$ 900,000	A2	A-	3	1	3	5
US BANCORP 3.375% 05FEB2024 (CALLABLE 05JAN24)	2/5/2024	\$ 1,000,000	A1	A+	3	1	4	3
PNC FINANCIAL SERVICES 3.3% 08MAR2022 (CALLABLE 06FEB22)	3/8/2022	\$ 1,000,000	A3	A-	2	3	3	2
IBM CORP 1.875% 01AUG2022	8/1/2022	\$ 1,000,000	A2	A	3	2	3	4
BANK OF AMERICA CORP 3.004% 20DEC2023 (CALLABLE 20DEC22)	12/20/2023	\$ 1,300,000	A2	A-	3	1	4	4
JPMORGAN CHASE & CO 3.875% 01FEB2024	2/1/2024	\$ 1,400,000	A2	A-	3	1	3	5
AMERICAN HONDA FINANCE 1.95% 10MAY2023	5/10/2023	\$ 600,000	A3	A-	3	1	4	3
Total/Average		\$ 15,150,000			2.9	1.5	3.5	3.5

*ESG ratings are from 1 to 5, with 1 as the highest rating and 5 as the lowest. All ratings are weighted by industry rankings, based on the importance of the category within the individual industry.