

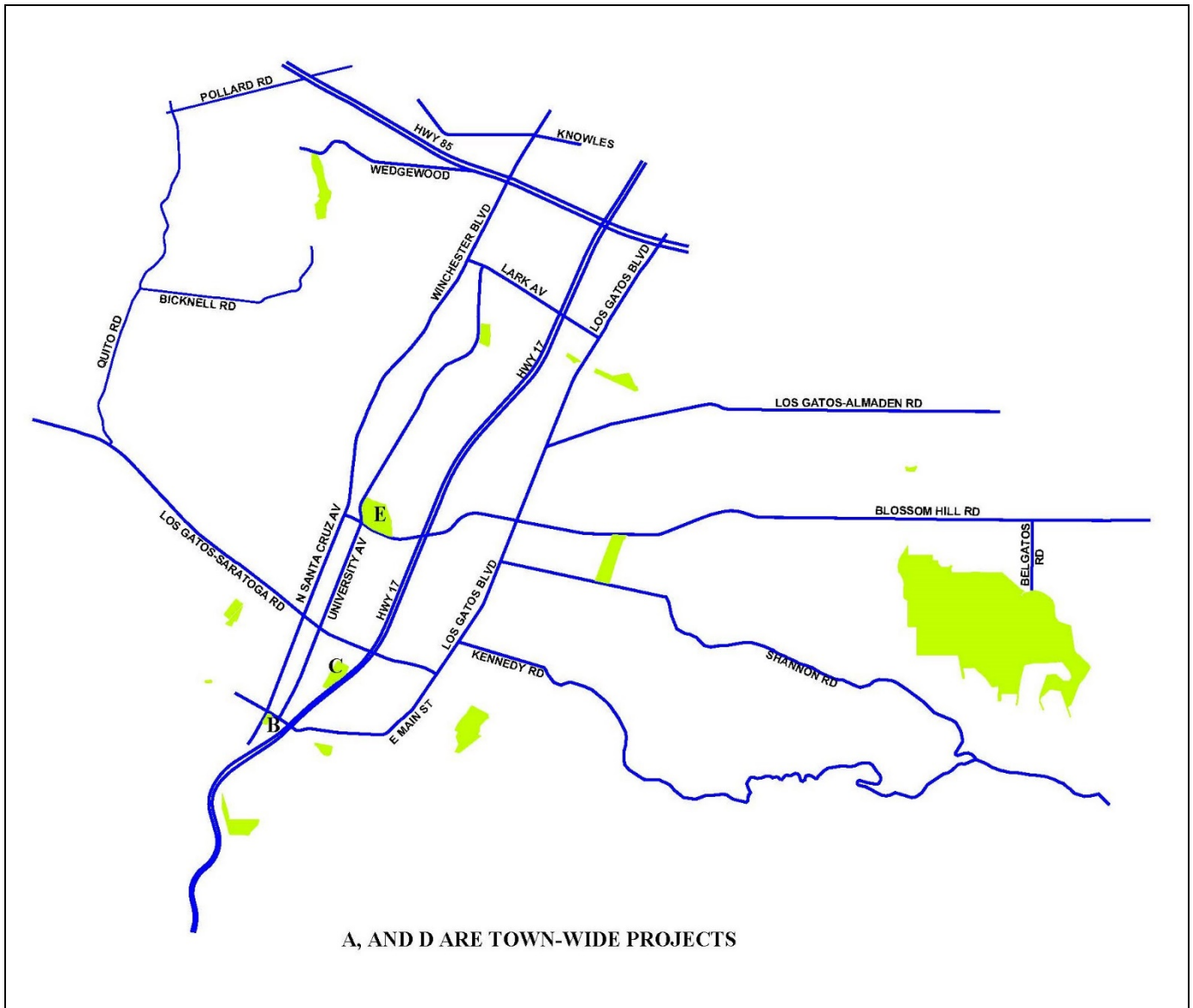
PARK PROJECT DIRECTORY

| | | |
|-------------|---|--------|
| 4605 | Parks Playground Fibar Project | D – 6 |
| 4202 | Town Plaza Turf Repairs | D – 8 |
| 4006 | Outdoor Fitness Equipment | D – 10 |
| 4508 | Vegetation Management – Town-wide | D – 12 |
| 4007 | Oak Meadow Park Bandstand Area Improvements | D – 14 |

TRAIL PROJECT DIRECTORY

| | | |
|-------------|-----------------------------|--------|
| 4504 | Open Space Trail Upgrades | D – 20 |
| 4503 | Charter Oaks Trail Repair | D – 22 |
| 4505 | Trailhead Connector Project | D – 24 |





| PROJECT LOCATIONS | |
|-------------------|---|
| A | Parks Playground Fibar Project |
| B | Town Plaza Turf Repairs |
| C | Outdoor Fitness Equipment – Balzer Field |
| D | Vegetation Management – Town-wide |
| E | Oak Meadow Park Bandstand Area Improvements |

Park Improvement Projects

| PROGRAM SECTION DIRECTORY | | PAGE |
|----------------------------------|---|-------------|
| 4605 | Parks Playground Fibar Project | D – 6 |
| 4202 | Town Plaza Turf Repairs | D – 8 |
| 4006 | Outdoor Fitness Equipment | D – 10 |
| 4508 | Vegetation Management – Town-wide | D – 12 |
| 4007 | Oak Meadow Park Bandstand Area Improvements | D – 14 |

Park Improvement Projects

The Parks Program's *Park Improvement Projects* section contains Capital Improvement Program projects that repair or improve a Town park as the primary scope of work. Typical park improvement projects include parking lot, walkway, and basketball or tennis court resurfacing; and park equipment or facility upgrades.

The Park Improvement Projects section does not have ongoing programs; all projects are considered one-time projects. The exception to this is the Parks Fibar replacement project. Because Fibar requires regular replacement and infill, this project is scheduled as a bi-annual project. One-time park improvement projects are prioritized based on health and safety issues, available funding sources, infrastructure impacts, project costs, equity considerations, and community impacts.

Los Gatos does have Park Construction Tax Revenue as a designated funding source for the Parks operating program budget; however, tax receipts are limited to approximately \$11,000 per year, and are not sufficient for a capital program. In addition to GFAR funding, grants, in-lieu fees, and CDBG funds are pursued and utilized for park improvements when available.

PARK IMPROVEMENT PROJECTS SUMMARY

| FY 2021/22 - 2025/26 CAPITAL IMPROVEMENT PROGRAM | | | | | | | |
|--|-----------------------------|-------------------------------|-------------------|-------------------|-------------------|-------------------|-------------------|
| PARK IMPROVEMENT PROJECTS | | | | | | | |
| | Expended Through 2019/20 | 2020/21 Budget & Carryfwd* | 2022/23 Budget | 2023/24 Budget | 2025/25 Budget | 2025/26 Budget | Total Budgeted |
| PARKS | | | | | | | |
| <i>Carryforward Projects</i> | | | | | | | |
| 4605 Parks Playground Fibar Project | \$ 75,736 | \$ 49,264 | \$ 25,000 | \$ - | \$ 25,000 | \$ - | \$ 175,000 |
| 4202 Town Plaza Turf Repairs | 8,116 | 28,000 | - | - | - | - | 36,116 |
| 4006 Outdoor Fitness Equipment | 54,000 | 6,000 | - | - | - | - | 60,000 |
| 4508 Vegetation Management - Town-wide | 200,489 | 50,218 | - | - | - | - | 250,707 |
| <i>New Projects</i> | | | | | | | |
| 4007 Oak Meadow Bandstand Area Improvements | - | 445,904 | - | - | - | - | 445,904 |
| Total Park Improvement Projects | \$ 338,341 | \$ 579,386 | \$ 25,000 | \$ - | \$ 25,000 | \$ - | \$ 967,727 |

* Total FY 2020/21 Carryforward \$133,482

Unfunded Projects

- Oak Meadow Park Upgrades
- Civic Center Irrigation System Replacement & Upgrade
- Turf Renovations - Various Parks
- Oak Meadow Park Fencing Upgrades
- Oak Meadow Park Restroom Expansion
- Park Rehabilitation – La Rinconada Park
- Park Rehabilitation – Live Oak Manor Park
- Park Rehabilitation – Blossom Hill Park
- Plaza Park Improvements

Park Improvement Projects



TOWN-WIDE

Project Name Parks Playground Fibar Project

Project Number 831-4605

Department Parks & Public Works

Project Manager Superintendent: Jim Harbin

Description This project will replace fibar material at all Town playgrounds.

Location This project will be completed at various parks in Los Gatos.

Project Background Several Town parks have playground structures that are heavily used by children and their families. Playground safety codes require that the fibar material be spread under and around playground structures to prevent injury to children.

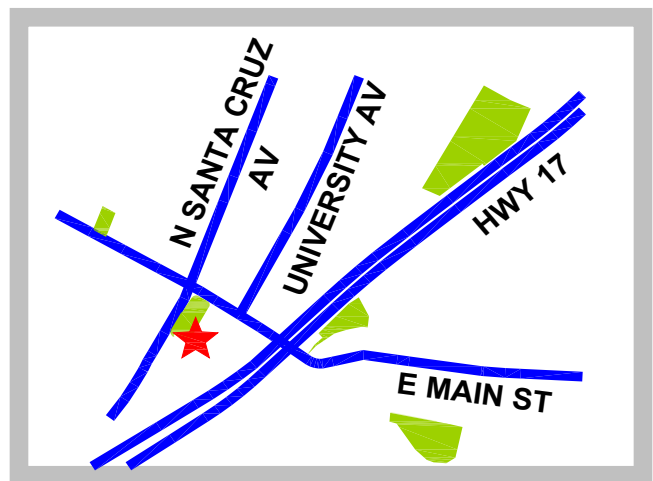
Fibar replacement is required when the material is below a specific depth near the playground structure. Fibar is a wood product that degrades over time based on foot traffic and weather conditions. This material should be replaced on a regular, as needed basis. This is an annual CIP project to improve the safety of the Town's playgrounds.

Operating Budget Impacts This project will use staff time for construction inspection and management. The staff time for this project is included in the Parks and Public Works Department's FY 2021/22 Operating Budget.

Park Improvement Projects

| | | | |
|--|-------------|--------------|----------------------------------|
| Project Components & Estimated Timeline | Summer 2020 | Scope | Project development |
| | Spring 2021 | Bid Process | Project bidding & contract award |
| | Summer 2021 | Construction | Project construction |
| | Fall 2021 | Completion | Project completion |

| PARKS PLAYGROUND FIBAR PROJECT | | | | | | | | | | Project 831-4605 |
|--------------------------------|-------------------|-------------------|-------------------------------|---------------------|--------------------------------|------------------|------------------|------------------|------------------|-------------------|
| SOURCE OF FUNDS | Prior Yrs Actuals | 2020/21 Estimated | Estimated Carryfwd to 2021/22 | 2021/22 New Funding | 2021/22 Budget (with Carryfwd) | 2022/23 Proposed | 2023/24 Proposed | 2024/25 Proposed | 2025/26 Proposed | Total Project |
| GFAR | \$ 75,736 | \$ - | \$ 49,264 | \$ - | \$ 49,264 | \$ 25,000 | \$ - | \$ 25,000 | \$ - | \$ 175,000 |
| TOTAL SOURCE OF FUNDS | \$ 75,736 | \$ - | \$ 49,264 | \$ - | \$ 49,264 | \$ 25,000 | \$ - | \$ 25,000 | \$ - | \$ 175,000 |
| USE OF FUNDS | Prior Yrs Actuals | 2020/21 Estimated | Estimated Carryfwd to 2021/22 | 2021/22 New Funding | 2021/22 Budget (with Carryfwd) | 2022/23 Proposed | 2023/24 Proposed | 2024/25 Proposed | 2025/26 Proposed | Total Project |
| GFAR | | | | | | | | | | |
| Salaries and Benefits | \$ - | \$ - | \$ - | \$ - | \$ - | \$ - | \$ - | \$ - | \$ - | \$ - |
| Services/Supplies/Equipment | - | - | - | - | - | - | - | - | - | - |
| Site Acquisition & Preparation | - | - | - | - | - | - | - | - | - | - |
| Consultant Services | - | - | - | - | - | - | - | - | - | - |
| Project Construction Expenses | 75,736 | - | 49,264 | - | 49,264 | 25,000 | - | 25,000 | - | 175,000 |
| TOTAL GFAR | \$ 75,736 | \$ - | \$ 49,264 | \$ - | \$ 49,264 | \$ 25,000 | \$ - | \$ 25,000 | \$ - | \$ 175,000 |
| TOTAL USE OF FUNDS | \$ 75,736 | \$ - | \$ 49,264 | \$ - | \$ 49,264 | \$ 25,000 | \$ - | \$ 25,000 | \$ - | \$ 175,000 |



Project Name Town Plaza Turf Repairs

Project Number 831-4202

Department Parks & Public Works

Project Manager Superintendent: Jim Harbin

Description This project will renovate the turf at Plaza Park.

Location The project is located at Town Plaza Park, at the corner of West Main Street and Santa Cruz Avenue.

Project Background Plaza Park, located in the heart of downtown Los Gatos, is a popular park and hosts a variety of community events, such as Jazz on the Plazz and the Farmer's Market. Because of the amount of high foot traffic at this location, the turf is heavily impacted. This project will remove the existing sod and soil. New soil will be added to the area to enhance root growth and to re-grade the ground to mitigate standing water issues. Additionally, along with the installation of new turf grass, minor changes to the irrigation system will be completed to maximize water coverage. The turf was last replaced around 2010.

The project will be completed during a period when there is the least impact on scheduled downtown events.

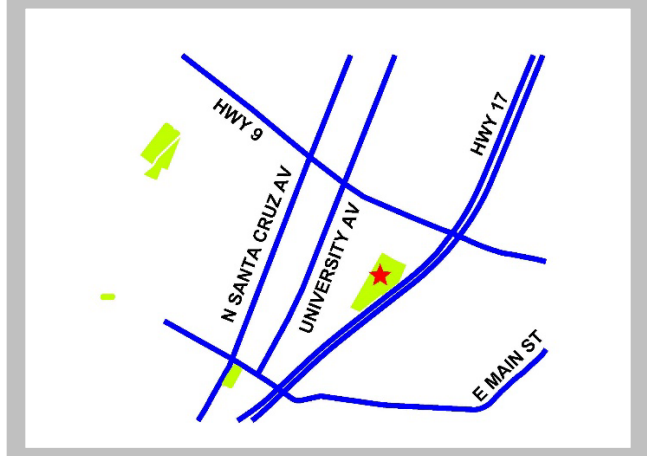
Operating Budget Impacts This project will use staff time for construction inspection and management. The staff time for this project is included in the Parks and Public Works Department's FY 2021/22 Operating Budget.

Park Improvement Projects

| | | | |
|--|-------------|--------------|----------------------------------|
| Project Components & Estimated Timeline | Summer 2021 | Design | Project design & development |
| | Fall 2021 | Bid Process | Project bidding & contract award |
| | Spring 2022 | Construction | Project construction |
| | Spring 2022 | Completion | Project completion |

| TOWN PLAZA TURF REPAIRS | | | | | | | | | | | Project 831-4202 |
|--------------------------------|----------------------|----------------------|-------------------------------------|------------------------|--------------------------------------|---------------------|---------------------|---------------------|---------------------|------------------|------------------|
| | Prior Yrs Actuals | 2020/21 Estimated | Estimated Carryfwd to 2021/22 | 2021/22 New Funding | 2021/22 Budget (with Carryfwd) | 2022/23 Proposed | 2023/24 Proposed | 2024/25 Proposed | 2025/26 Proposed | Total Project | |
| SOURCE OF FUNDS | | | | | | | | | | | |
| GFAR | \$ 8,116 | \$ - | \$ 28,000 | \$ - | \$ 28,000 | \$ - | \$ - | \$ - | \$ - | \$ 36,116 | |
| TOTAL SOURCE OF FUNDS | \$ 8,116 | \$ - | \$ 28,000 | \$ - | \$ 28,000 | \$ - | \$ - | \$ - | \$ - | \$ 36,116 | |
| | | | | | | | | | | | |
| | Prior Yrs Actuals | 2020/21 Estimated | Estimated Carryfwd to 2021/22 | 2021/22 New Funding | 2021/22 Budget (with Carryfwd) | 2022/23 Proposed | 2023/24 Proposed | 2024/25 Proposed | 2025/26 Proposed | Total Project | |
| USE OF FUNDS | | | | | | | | | | | |
| GFAR | | | | | | | | | | | |
| Salaries and Benefits | \$ - | \$ - | \$ - | \$ - | \$ - | \$ - | \$ - | \$ - | \$ - | \$ - | |
| Services/Supplies/Equipment | - | - | - | - | - | - | - | - | - | - | |
| Site Acquisition & Preparation | - | - | - | - | - | - | - | - | - | - | |
| Consultant Services | - | - | - | - | - | - | - | - | - | - | |
| Project Construction Expenses | 8,116 | - | 28,000 | - | 28,000 | - | - | - | - | 36,116 | |
| TOTAL GFAR | \$ 8,116 | \$ - | \$ 28,000 | \$ - | \$ 28,000 | \$ - | \$ - | \$ - | \$ - | \$ 36,116 | |
| TOTAL USE OF FUNDS | | | | | | | | | | | |
| | \$ 8,116 | \$ - | \$ 28,000 | \$ - | \$ 28,000 | \$ - | \$ - | \$ - | \$ - | \$ 36,116 | |

Park Improvement Projects



Project Name Outdoor Fitness Equipment

Project Number 831-4006

Department Parks & Public Works

Project Manager Superintendent: Jim Harbin

Description This project will install outdoor fitness equipment.

Location This project is located at the Balzer Field parking area.

Project Background The Town was awarded an outdoor fitness rig after attending a California Parks & Recreation Society conference and participating in a competition. The Town has received equipment that is valued at \$30,000. The equipment has been installed at the Balzer Field Parking Lot. Minor complimentary site improvements are still required to complete the project.

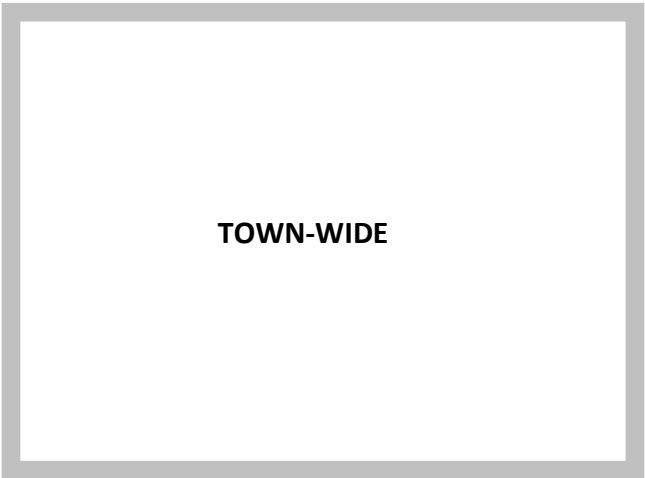
Operating Budget Impacts This project will use staff time for construction inspection and management. The staff time for this project is included in the Parks and Public Works Department's FY 2021/22 Operating Budget.

Park Improvement Projects

| | | | |
|--|-------------|--------------|----------------------------------|
| Project Components & Estimated Timeline | Summer 2019 | Scope | Project design & development |
| | Summer 2020 | Bid Process | Project bidding & contract award |
| | Spring 2021 | Construction | Project construction |
| | Summer 2021 | Completion | Project completion |

| OUTDOOR FITNESS EQUIPMENT | | | | | | | | | | |
|--------------------------------|-------------------|-------------------|-------------------------------|---------------------|--------------------------------|------------------|------------------|------------------|------------------|------------------|
| | | | | | | | | | | Project 831-4006 |
| SOURCE OF FUNDS | Prior Yrs Actuals | 2020/21 Estimated | Estimated Carryfwd to 2021/22 | 2021/22 New Funding | 2021/22 Budget (with Carryfwd) | 2022/23 Proposed | 2023/24 Proposed | 2024/25 Proposed | 2025/26 Proposed | Total Project |
| GFAR | \$ - | \$ 54,000 | \$ 6,000 | \$ - | \$ 6,000 | \$ - | \$ - | \$ - | \$ - | \$ 60,000 |
| TOTAL SOURCE OF FUNDS | \$ - | \$ 54,000 | \$ 6,000 | \$ - | \$ 6,000 | \$ - | \$ - | \$ - | \$ - | \$ 60,000 |
| USE OF FUNDS | Prior Yrs Actuals | 2020/21 Estimated | Estimated Carryfwd to 2021/22 | 2021/22 New Funding | 2021/22 Budget (with Carryfwd) | 2022/23 Proposed | 2023/24 Proposed | 2024/25 Proposed | 2025/26 Proposed | Total Project |
| GFAR | | | | | | | | | | |
| Salaries and Benefits | \$ - | \$ - | \$ - | \$ - | \$ - | \$ - | \$ - | \$ - | \$ - | \$ - |
| Services/Supplies/Equipment | - | - | - | - | - | - | - | - | - | - |
| Site Acquisition & Preparation | - | - | - | - | - | - | - | - | - | - |
| Consultant Services | - | - | - | - | - | - | - | - | - | - |
| Project Construction Expenses | - | 54,000 | 6,000 | - | 6,000 | - | - | - | - | 60,000 |
| TOTAL GFAR | \$ - | \$ 54,000 | \$ 6,000 | \$ - | \$ 6,000 | \$ - | \$ - | \$ - | \$ - | \$ 60,000 |
| TOTAL USE OF FUNDS | \$ - | \$ 54,000 | \$ 6,000 | \$ - | \$ 6,000 | \$ - | \$ - | \$ - | \$ - | \$ 60,000 |

Park Improvement Projects



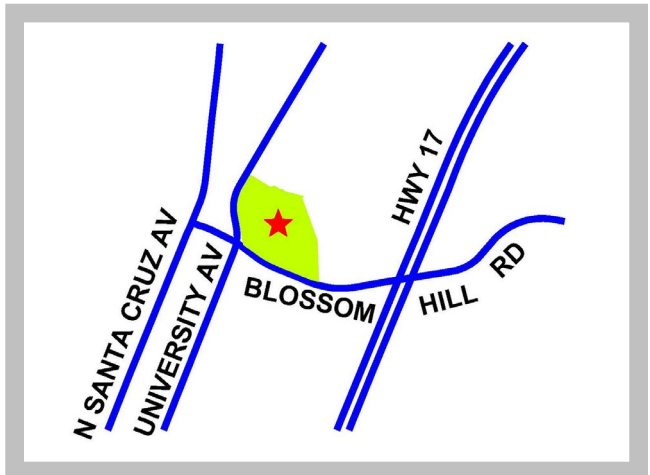
| | | | |
|---------------------------------|--|------------------------|----------------------------|
| Project Name | Vegetation Management – Town-wide | Project Number | 832-4508 |
| Department | Parks & Public Works | Project Manager | Superintendent: Jim Harbin |
| Description | This project funds an ecological assessment to provide guidance for fuel removal in Town open space and right-of-way and the first year of open space fuel reduction. | | |
| Location | The project location is Town open spaces and rights-of-way. | | |
| Project Background | The FEMA-approved Santa Clara Operational Area Hazard Mitigation Plan lists the wildfire hazard for the Town of Los Gatos as “high.” The funding allows for an ecological assessment to provide guidance for fuel removal in Town open spaces and rights-of-way, and funding for the first year of open space fuel reduction. The Town has applied for a FEMA grant for vegetation management work and a portion of these funds may be used for as a funding match for that grant. | | |
| Operating Budget Impacts | This project will use staff time for coordination of the assessment and fuel reduction. Parks staff time associated with this project will be charged to the project as it is delivered. | | |

Park Improvement Projects

| | | | |
|--|-------------|----------------|---------------------------------------|
| Project Components & Estimated Timeline | Fall 2019 | Scope | Project scope development |
| | Winter 2020 | RFP Process | Project RFP for ecological assessment |
| | Summer 2020 | Bid Process | Bid to implement fuel reduction |
| | Fall 2020 | Implementation | First season of fuel reduction |

| VEGETATION MANAGEMENT - TOWN-WIDE | | | | | | | | | | |
|-----------------------------------|----------------------|----------------------|-------------------------------------|------------------------|--------------------------------------|---------------------|---------------------|---------------------|---------------------|-------------------|
| | | | | | | | | | | Project 832-4508 |
| | Prior Yrs Actuals | 2020/21 Estimated | Estimated Carryfwd to 2021/22 | 2021/22 New Funding | 2021/22 Budget (with Carryfwd) | 2022/23 Proposed | 2023/24 Proposed | 2024/25 Proposed | 2025/26 Proposed | Total Project |
| SOURCE OF FUNDS | | | | | | | | | | |
| GFAR | \$ 13,520 | \$ 186,970 | \$ 50,218 | \$ - | \$ 50,218 | \$ - | \$ - | \$ - | \$ - | \$ 250,707 |
| TOTAL SOURCE OF FUNDS | \$ 13,520 | \$ 186,970 | \$ 50,218 | \$ - | \$ 50,218 | \$ - | \$ - | \$ - | \$ - | \$ 250,707 |
| | Prior Yrs Actuals | 2020/21 Estimated | Estimated Carryfwd to 2021/22 | 2021/22 New Funding | 2021/22 Budget (with Carryfwd) | 2022/23 Proposed | 2023/24 Proposed | 2024/25 Proposed | 2025/26 Proposed | Total Project |
| USE OF FUNDS | | | | | | | | | | |
| GFAR | | | | | | | | | | |
| Salaries and Benefits | \$ - | \$ - | \$ - | \$ - | \$ - | \$ - | \$ - | \$ - | \$ - | \$ - |
| Services/Supplies/Equipment | - | - | - | - | - | - | - | - | - | - |
| Site Acquisition & Preparation | - | - | - | - | - | - | - | - | - | - |
| Consultant Services | - | - | - | - | - | - | - | - | - | - |
| Project Construction Expenses | 13,520 | 186,970 | 50,218 | - | 50,218 | - | - | - | - | 250,707 |
| TOTAL GFAR | \$ 13,520 | \$ 186,970 | \$ 50,218 | \$ - | \$ 50,218 | \$ - | \$ - | \$ - | \$ - | \$ 250,707 |
| TOTAL USE OF FUNDS | \$ 13,520 | \$ 186,970 | \$ 50,218 | \$ - | \$ 50,218 | \$ - | \$ - | \$ - | \$ - | \$ 250,707 |

Park Improvement Projects



Project Name Oak Meadow Bandstand Area Improvements

Project Number 831-4202

Department Parks & Public Works

Project Manager Superintendent: Jim Harbin

Description This project will renovate the area around the Lyndon Bandstand at Oak Meadow Park.

Location The project is located at Oak Meadow Park, at the corner of Blossom Hill Road and University Ave.

Project Background Oak Meadow Park is a popular park and hosts a variety of community events, as well as many small private gatherings through the reservation process. Because of the increased demand for event space in the Town, the Lyndon Bandstand has become a popular destination for larger events and activities. To accommodate the increased need for programmable and reservable space, the area around the bandstand needs some improvements and modifications. This project will make improvements to the landscape and hardscape around the bandstand and improve any irrigation, electrical, or other infrastructural needs to help make the area more programmable for weddings, musical events, and other community gatherings.

This project is largely funded through formula funds provided by State Proposition 68.

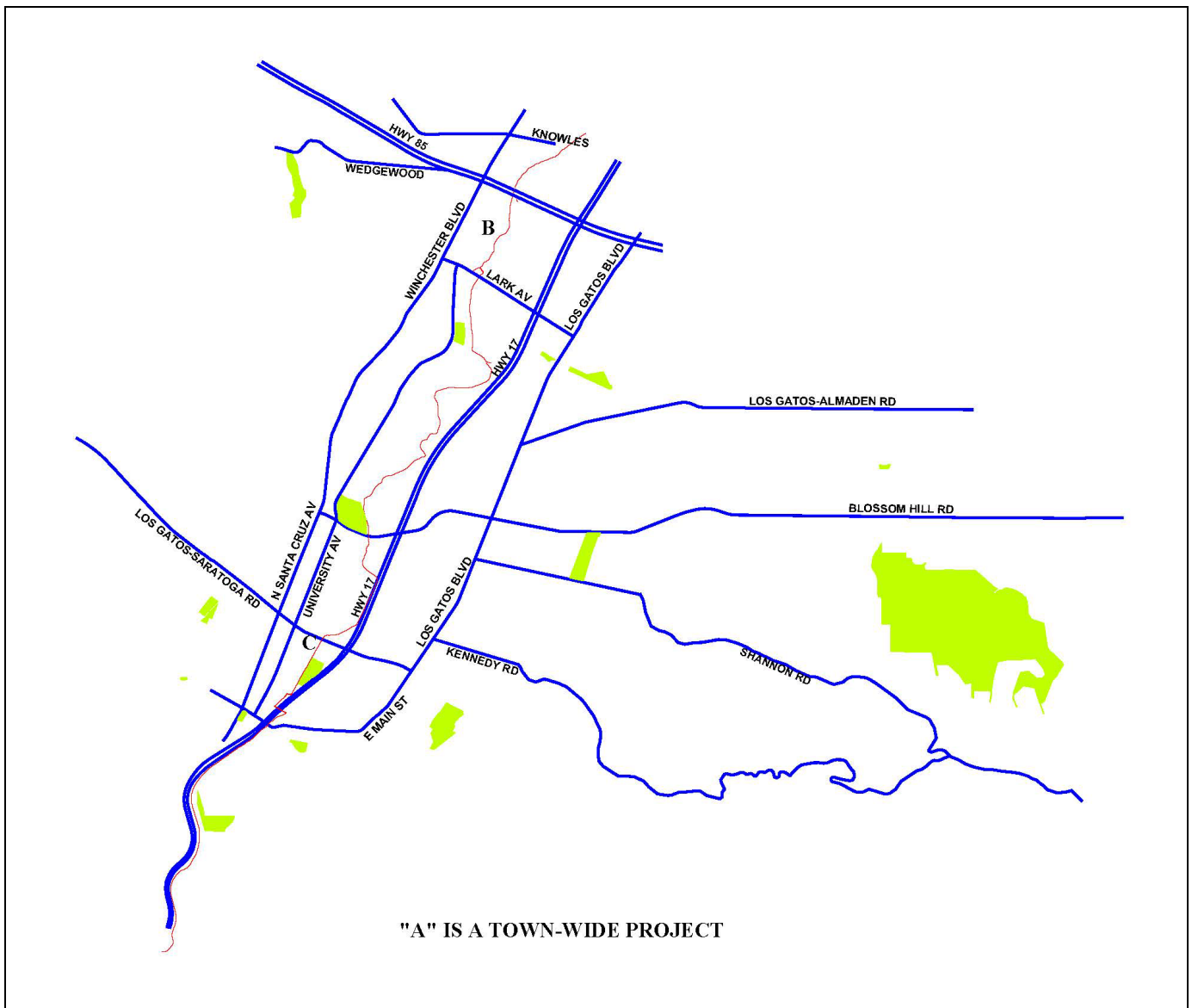
Operating Budget Impacts Staff time for design and construction of the project is tracked, which allows for accountability in the costs of the project, recovery of costs from grants, and identification of future staffing needs. This project utilizes a combination of full-time budgeted staff and temporary staff to support fluctuating workloads. The costs for temporary staff will be funded through the project. Full-time staff is accounted for in the FY 2021/22 Operating Budget.

Park Improvement Projects

| | | | |
|--|-------------|--------------|----------------------------------|
| Project Components & Estimated Timeline | Summer 2021 | Design | Project design & development |
| | Fall 2021 | Bid Process | Project bidding & contract award |
| | Spring 2022 | Construction | Project construction |
| | Spring 2022 | Completion | Project completion |

| OAK MEADOW BANDSTAND AREA IMPROVEMENTS | | | | | | | | | | Project 831-4007 |
|--|----------------------|----------------------|-------------------------------------|------------------------|--------------------------------------|---------------------|---------------------|---------------------|---------------------|-------------------|
| SOURCE OF FUNDS | Prior Yrs Actuals | 2020/21 Estimated | Estimated Carryfwd to 2021/22 | 2021/22 New Funding | 2021/22 Budget (with Carryfwd) | 2022/23 Proposed | 2023/24 Proposed | 2024/25 Proposed | 2025/26 Proposed | Total Project |
| GFAR | \$ - | \$ - | \$ - | \$ 90,000 | \$ 90,000 | \$ - | \$ - | \$ - | \$ - | \$ 90,000 |
| GRANTS & AWARDS | \$ - | \$ - | \$ - | \$ 355,904 | \$ 355,904 | \$ - | \$ - | \$ - | \$ - | \$ 355,904 |
| TOTAL GFAR | \$ - | \$ - | \$ - | \$ 445,904 | \$ 445,904 | \$ - | \$ - | \$ - | \$ - | \$ 445,904 |
| USE OF FUNDS | Prior Yrs Actuals | 2020/21 Estimated | Estimated Carryfwd to 2021/22 | 2021/22 New Funding | 2021/22 Budget (with Carryfwd) | 2022/23 Proposed | 2023/24 Proposed | 2024/25 Proposed | 2025/26 Proposed | Total Project |
| GFAR | | | | | | | | | | |
| Salaries and Benefits | \$ - | \$ - | \$ - | \$ - | \$ - | \$ - | \$ - | \$ - | \$ - | \$ - |
| Services/Supplies/Equipm | - | - | - | - | - | - | - | - | - | - |
| Site Acquisition & Prepar | - | - | - | - | - | - | - | - | - | - |
| Consultant Services | - | - | - | - | - | - | - | - | - | - |
| Project Construction Expe | - | - | - | 90,000 | 90,000 | - | - | - | - | 90,000 |
| TOTAL GFAR | \$ - | \$ - | \$ - | \$ 90,000 | \$ 90,000 | \$ - | \$ - | \$ - | \$ - | \$ 90,000 |
| TOTAL USE OF FUNDS | \$ - | \$ - | \$ - | \$ 445,904 | \$ 445,904 | \$ - | \$ - | \$ - | \$ - | \$ 90,000 |





| PROJECT LOCATIONS | |
|-------------------|-----------------------------|
| A | Open Space Trail Upgrades |
| B | Charter Oaks Trail Repair |
| C | Trailhead Connector Project |

Trail Improvement Projects

| PROGRAM SECTION DIRECTORY | | PAGE |
|----------------------------------|-----------------------------|-------------|
| 4504 | Open Space Trail Upgrades | D – 20 |
| 4503 | Charter Oaks Trail Repair | D – 22 |
| 4505 | Trailhead Connector Project | D – 24 |

Trail Improvement Projects

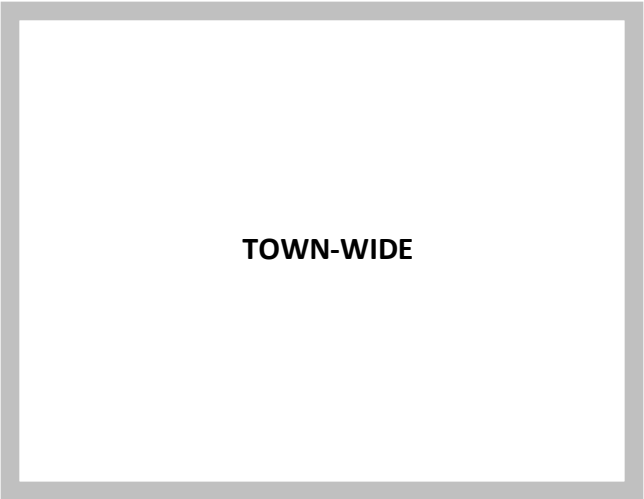
The Parks Program's *Trail Improvement Projects* section contains Capital Improvement Program projects that construct, repair, or improve a Town trail as the primary scope of work. Typical trail improvement projects include pathway construction or resurfacing.

TRAIL IMPROVEMENT PROJECTS SUMMARY

| FY 2021/22 - 2025/26 CAPITAL IMPROVEMENT PROGRAM | | | | | | | |
|--|-----------------------------|-------------------------------|-------------------|-------------------|--------------------|-------------------|---------------------|
| TRAIL IMPROVEMENT PROJECTS | | | | | | | |
| | Expended Through 2019/20 | 2020/21 Budget & Carryfwd* | 2022/23 Budget | 2023/24 Budget | 20254/25 Budget | 2025/26 Budget | Total Budgeted |
| <i>Carryforward Projects</i> | | | | | | | |
| 4504 Open Space Trail Upgrades | \$ - | \$ 152,000 | \$ - | \$ - | \$ - | \$ - | \$ 152,000 |
| 4503 Charter Oaks Trail Repair Project | 72,942 | 1,020,109 | - | - | - | - | 1,093,051 |
| 4505 Trailhead Connector | 486,961 | 226,319 | - | - | - | - | 713,280 |
| <i>New Projects</i> | | | | | | | |
| Total Trail Improvement Projects | \$ 559,903 | \$ 1,398,429 | \$ - | \$ - | \$ - | \$ - | \$ 1,958,331 |

* Total FY 2020/21 Carryforward \$662,429

Trail Improvement Projects

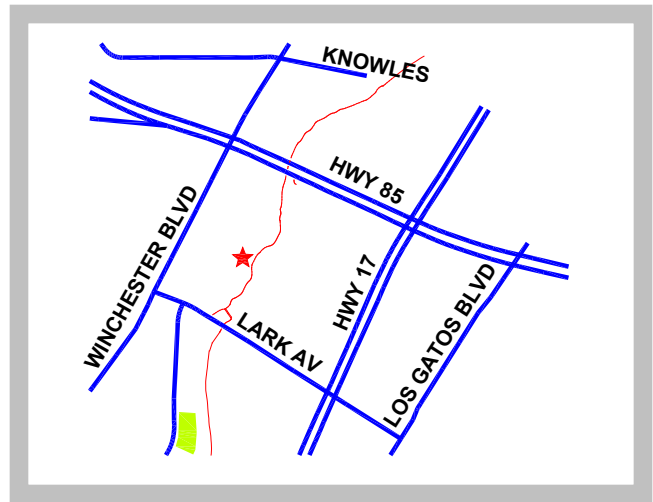


| | | | |
|---------------------------------|--|------------------------|----------------------------|
| Project Name | Open Space Trail Upgrades | Project Number | 832-4504 |
| Department | Parks & Public Works | Project Manager | Superintendent: Jim Harbin |
| Description | This project will repair and replace old and damaged retaining walls, fences, and embankments along the trails in the Town’s open spaces. | | |
| Location | This project is located at Santa Rosa Open Space, Heintz Open Space, and Belgatos Park. | | |
| Project Background | The Town has a number of open space preserves that are under its jurisdiction. There are several public trail networks that traverse the open space preserves in the hillsides. The aging process has deteriorated a number of retaining walls and embankments along some trail sections. Without proper repair and replacement, the possibility of failure of the trails will increase greatly. This project will repair and replace several retaining walls that are supporting the trails and their embankments. In addition, this project will improve the drainage system around the retaining walls to prevent further erosion of the trails. This project will also address two bridges at Belgatos Park. | | |
| Operating Budget Impacts | Staff time for design and construction of the project is tracked, which allows for accountability in the costs of the project, recovery of costs from grants, and identification of future staffing needs. This project utilizes a combination of full-time budgeted staff and temporary staff to support fluctuating workloads. The costs for temporary staff will be funded through the project. Full-time staff is accounted for in the FY 2021/22 Operating Budget. | | |

Trail Improvement Projects

| | | | |
|--|-------------|--------------|----------------------------------|
| Project Components & Estimated Timeline | Summer 2020 | Design | Project design & development |
| | Spring 2021 | Bid Process | Project bidding & contract award |
| | Summer 2021 | Construction | Project construction |
| | Winter 2021 | Completion | Project completion |

| OPEN SPACE TRAIL UPGRADES | | | | | | | | | | | Project 832-4504 |
|--------------------------------|----------------------|----------------------|-------------------------------------|------------------------|--------------------------------------|---------------------|---------------------|---------------------|---------------------|------------------|------------------|
| | | | | | | | | | | | |
| | Prior Yrs Actuals | 2020/21 Estimated | Estimated Carryfwd to 2021/22 | 2021/22 New Funding | 2021/22 Budget (with Carryfwd) | 2022/23 Proposed | 2023/24 Proposed | 2024/25 Proposed | 2025/26 Proposed | Total Project | |
| SOURCE OF FUNDS | | | | | | | | | | | |
| GFAR | | | | | | | | | | | |
| Open Space Reserve Fund | \$ - | \$ - | \$ 152,000 | \$ - | \$ 152,000 | \$ - | \$ - | \$ - | \$ - | \$ 152,000 | |
| TOTAL SOURCE OF FUNDS | | | | \$ - | \$ 152,000 | \$ - | \$ - | \$ - | \$ - | \$ 152,000 | |
| | | | | | | | | | | | |
| | Prior Yrs Actuals | 2020/21 Estimated | Estimated Carryfwd to 2021/22 | 2021/22 New Funding | 2021/22 Budget (with Carryfwd) | 2022/23 Proposed | 2023/24 Proposed | 2024/25 Proposed | 2025/26 Proposed | Total Project | |
| USE OF FUNDS | | | | | | | | | | | |
| GFAR | | | | | | | | | | | |
| Salaries and Benefits | \$ - | \$ - | \$ - | \$ - | \$ - | \$ - | \$ - | \$ - | \$ - | \$ - | |
| Services/Supplies/Equipment | - | - | - | - | - | - | - | - | - | - | |
| Site Acquisition & Preparation | - | - | - | - | - | - | - | - | - | - | |
| Consultant Services | - | - | - | - | - | - | - | - | - | - | |
| Project Construction Expenses | - | - | 152,000 | - | 152,000 | - | - | - | - | 152,000 | |
| TOTAL GFAR | | | | \$ - | \$ 152,000 | \$ - | \$ - | \$ - | \$ - | \$ 152,000 | |
| TOTAL USE OF FUNDS | | | | \$ - | \$ 152,000 | \$ - | \$ - | \$ - | \$ - | \$ 152,000 | |



Project Name Charter Oaks Trail Improvements
Department Parks & Public Works

Project Number 832-4503
Project Manager Town Engineer: WooJae Kim

Description This project will evaluate improvements along the Los Gatos Creek Trail from Lark Avenue towards Highway 85 near Charter Oaks.

Location This project is located on the Los Gatos Creek Trail near Charter Oaks.

Project Background The existing trail is adjacent to Los Gatos Creek and was damaged by flooding during the winter storms of 2017. The impacts of the storm included damage to the fencing and to the asphalt concrete pathway. The last trail repair work was completed in 2018 with funding provided by the Federal Emergency Management Agency (FEMA).

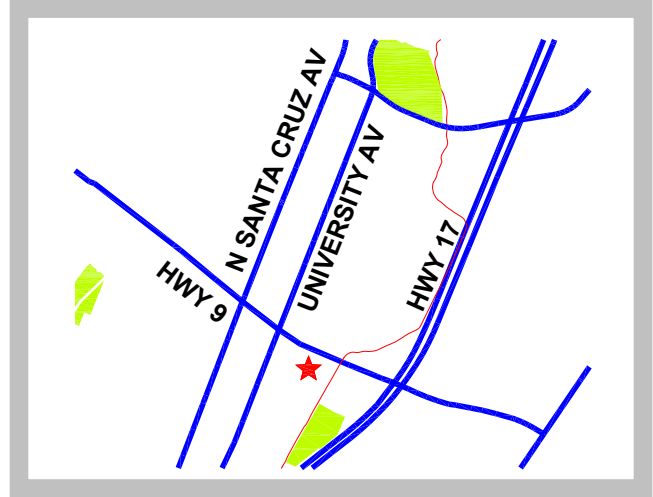
Subsequent to the trail repair work, the Town will further evaluate improvements along the trail from Lark Avenue towards Highway 85 utilizing Community Benefit funds in the amount of \$350,000 from the Albright project. In addition to evaluating long-term and feasible solutions to prepare the trail to be flood-ready, this project will also aim to address other concerns raised by the community, including congestion, user conflicts, and natural landscape. The scope will be determined through community outreach efforts. Staff submitted two grant applications in the spring of 2021 seeking grant funds for comprehensive feasibility study and conceptual design.

Operating Budget Impacts Staff time for design and construction of the project is tracked, which allows for accountability in the costs of the project, recovery of costs from grants, and identification of future staffing needs. This project utilizes a combination of full-time budgeted staff and temporary staff to support fluctuating workloads. The costs for temporary staff will be funded through the project. Full-time staff is accounted for in the FY 2021/22 Operating Budget.

Trail Improvement Projects

| | | | |
|--|--------------------|--------------------|--|
| Project Components & Estimated Timeline | Summer 2021 | Preliminary Design | Project design & development |
| | Spring/summer 2022 | Final Design | Project bidding & contract award |
| | TBD | Construction | Project construction (pending available funding) |
| | | | |

| CHARTER OAKS TRAIL REPAIR | | | | | | | | | | Project 832-4503 |
|--------------------------------|----------------------|----------------------|-------------------------------------|------------------------|--------------------------------------|---------------------|---------------------|---------------------|---------------------|------------------|
| | | | | | | | | | | |
| SOURCE OF FUNDS | Prior Yrs Actuals | 2020/21 Estimated | Estimated Carryfwd to 2021/22 | 2021/22 New Funding | 2021/22 Budget (with Carryfwd) | 2022/23 Proposed | 2023/24 Proposed | 2024/25 Proposed | 2025/26 Proposed | Total Project |
| GFAR | \$ 109 | \$ - | \$ 364,891 | \$ 110,000 | \$ 474,891 | \$ - | \$ - | \$ - | \$ - | \$ 475,000 |
| GRANTS | 72,833 | - | 75,218 | 470,000 | 545,218 | - | - | - | - | \$ 618,051 |
| TOTAL SOURCE OF FUNDS | \$ 72,942 | \$ - | \$ 440,109 | \$ 580,000 | \$ 1,020,109 | \$ - | \$ - | \$ - | \$ - | \$1,093,051 |
| | | | | | | | | | | |
| USE OF FUNDS | Prior Yrs Actuals | 2020/21 Estimated | Estimated Carryfwd to 2021/22 | 2021/22 New Funding | 2021/22 Budget (with Carryfwd) | 2022/23 Proposed | 2023/24 Proposed | 2024/25 Proposed | 2025/26 Proposed | Total Project |
| GFAR | | | | | | | | | | |
| Salaries and Benefits | \$ - | \$ - | \$ - | \$ - | \$ - | \$ - | \$ - | \$ - | \$ - | \$ - |
| Services/Supplies/Equipment | - | - | - | - | - | - | - | - | - | - |
| Site Acquisition & Preparation | - | - | - | - | - | - | - | - | - | - |
| Consultant Services | - | - | - | - | - | - | - | - | - | - |
| Project Construction Expenses | 109 | - | 364,891 | 110,000 | 474,891 | - | - | - | - | 475,000 |
| TOTAL GFAR | \$ 109 | \$ - | \$ 364,891 | \$ 110,000 | \$ 474,891 | \$ - | \$ - | \$ - | \$ - | \$ 475,000 |
| GRANTS & AWARDS | | | | | | | | | | |
| Salaries and Benefits | - | - | - | - | - | - | - | - | - | - |
| Services/Supplies/Equipment | - | - | - | - | - | - | - | - | - | - |
| Site Acquisition & Preparation | - | - | - | - | - | - | - | - | - | - |
| Consultant Services | - | - | - | - | - | - | - | - | - | - |
| Project Construction Expenses | 72,833 | - | 75,218 | 470,000 | 545,218 | - | - | - | - | 618,051 |
| TOTAL GRANTS & AWARDS | \$ 72,833 | \$ - | \$ 75,218 | \$ 470,000 | \$ 545,218 | \$ - | \$ - | \$ - | \$ - | \$ 618,051 |
| TOTAL USE OF FUNDS | \$ 72,942 | \$ - | \$ 440,109 | \$ 580,000 | \$ 1,020,109 | \$ - | \$ - | \$ - | \$ - | \$1,093,051 |



Project Name Trailhead Connector Project

Project Number 832-4505

Department Parks & Public Works

Project Manager Town Engineer: WooJae Kim

Description This project will fund the design and construction of trailhead connections for Los Gatos Creek Trail to Highway 9.

Location This project is located on the Los Gatos Creek Trail near Highway 9.

Project Background This project will fund the design and construction of trailhead connections for Los Gatos Creek Trail to Highway 9. The project is an identified priority within Measure B and the Bicycle and Pedestrian Plan. The Council approved the staff recommendation for the next steps on this project in June 2017. Caltrans approved the Authorization to Proceed with Preliminary Engineering, also known as E-76 approval, on December 13, 2018. In February 2019 the Town issued a Request for Proposal for the design and environmental services, and the consultant firm of Mott MacDonald Group was awarded the contract to complete the final design for the project.

On March 3, 2020, Council approved the preliminary layout of Los Gatos Creek Trail connections on both north and south sides of Highway 9. Caltrans' approval of the final design may depend on resolving an underlying land rights issue. Portions of the Los Gatos Creek Trail and the concrete-lined channel at the trailhead connections are located within Caltrans lands, which is currently for sale or relinquishment. Caltrans is requesting that the Town and Santa Clara Valley Water District take over title and maintenance responsibilities. Staff is investigating all possibilities to move the project forward.

The current schedule for completion of project design is December 2021 with construction targeted for late Spring 2022, depending on available grant funding. Grant funding for additional final design and construction has been requested from the MTC Safe and Seamless Mobility Quick Strike Program.

Operating Budget Impacts Staff time for design and construction of the project is tracked, which allows for accountability in the costs of the project, recovery of costs from grants, and identification of future staffing needs. This project utilizes a combination of full-time budgeted staff and temporary staff to support fluctuating workloads. The costs for temporary staff will be funded through the project. Full-time staff is accounted for in the FY 2021/22 Operating Budget.

Trail Improvement Projects

| | | | |
|--|-------------|-------------------------|--|
| Project Components & Estimated Timeline | Spring 2021 | Environmental Clearance | Completion of CEQA and NEPA determinations |
| | Winter 2021 | Final Design | Completion of final design |
| | Pending | Construction | Project construction dependent on funding |
| | Pending | Completion | Project completion |

| TRAILHEAD CONNECTOR PROJECT | | | | | | | | | | Project 832-4505 |
|----------------------------------|-------------------|-------------------|-------------------------------|---------------------|--------------------------------|------------------|------------------|------------------|------------------|-------------------|
| SOURCE OF FUNDS | Prior Yrs Actuals | 2020/21 Estimated | Estimated Carryfwd to 2021/22 | 2021/22 New Funding | 2021/22 Budget (with Carryfwd) | 2022/23 Proposed | 2023/24 Proposed | 2024/25 Proposed | 2025/26 Proposed | Total Project |
| GFAR | \$ 40,054 | \$ 103,907 | \$ 70,319 | \$ 156,000 | \$ 226,319 | \$ - | \$ - | \$ - | \$ - | \$ 370,280 |
| GRANTS & AWARDS | 205,071 | 137,929 | - | - | - | - | - | - | - | \$ 343,000 |
| TOTAL SOURCE OF FUNDS | \$ 245,126 | \$ 241,835 | \$ 70,319 | \$ 156,000 | \$ 226,319 | \$ - | \$ - | \$ - | \$ - | \$ 713,280 |
| USE OF FUNDS | | 2020/21 Estimated | Estimated Carryfwd to 2021/22 | 2021/22 New Funding | 2021/22 Budget (with Carryfwd) | 2022/23 Proposed | 2023/24 Proposed | 2024/25 Proposed | 2025/26 Proposed | Total Project |
| GFAR | | | | | | | | | | |
| Salaries and Benefits | \$ - | \$ - | \$ - | \$ - | \$ - | \$ - | \$ - | \$ - | \$ - | \$ - |
| Services/Supplies/Equipment | - | - | - | - | - | - | - | - | - | - |
| Site Acquisition & Preparation | - | - | - | - | - | - | - | - | - | - |
| Consultant Services | - | - | - | - | - | - | - | - | - | - |
| Project Construction Expenses | 40,054 | 103,907 | 70,319 | 156,000 | 226,319 | - | - | - | - | 370,280 |
| TOTAL GFAR | 40,054 | 103,907 | 70,319 | 156,000 | 226,319 | - | - | - | - | 370,280 |
| GRANTS & AWARDS | | | | | | | | | | |
| Salaries and Benefits | \$ - | \$ - | \$ - | \$ - | \$ - | \$ - | \$ - | \$ - | \$ - | \$ - |
| Services/Supplies/Equipment | - | - | - | - | - | - | - | - | - | - |
| Site Acquisition & Preparation | - | - | - | - | - | - | - | - | - | - |
| Consultant Services | - | - | - | - | - | - | - | - | - | - |
| Project Construction Expenses | 205,071 | 137,929 | - | - | - | - | - | - | - | 343,000 |
| TOTAL GRANTS & AWARDS | \$ 205,071 | \$ 137,929 | \$ - | \$ - | \$ - | \$ - | \$ - | \$ - | \$ - | \$ 343,000 |
| TOTAL USE OF FUNDS | \$ 245,126 | \$ 241,835 | \$ 70,319 | \$ 156,000 | \$ 226,319 | \$ - | \$ - | \$ - | \$ - | \$ 713,280 |

