

DRAFT

WALK & ROLL TO SCHOOL

Suggested Routes

Alta Vista Elementary School



Rules of the Road

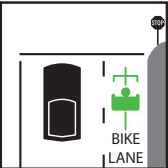
Parents: Help your student be more independent and learn how to share the road safely with other users. Children who regularly practice safe walking and biking skills are more likely to make safer choices as teenagers.

Obey adult crossing guards. They are there to help everyone cross congested intersections safely.

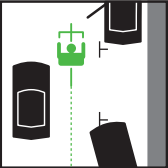
Bike Safety



Wear your helmet and buckle it every time. It's the law. To best protect your brain, your helmet must fit properly: snug and level on your head, just above your eyebrows.



Be predictable. Obey ALL stop signs and traffic signals. Never ride the wrong way. The best way to avoid bike crashes as well as traffic tickets is to follow the same rules of the road that apply to car drivers.



Be alert. Watch out for drivers turning left or right, or coming out of driveways. Avoid car doors opening in front of you by riding out of the door zone. Yield to pedestrians.

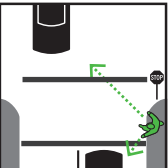
Walk or Skate Safely



Be alert. Look for cars coming from all directions before entering the street - including behind you.

Cross at corners and crosswalks. This is where drivers expect pedestrians.

Don't assume drivers see you. Make eye contact before crossing intersections.



When skating, wear your helmet and buckle it every time. To best protect your brain, your helmet must fit properly: snug and level on your head, just above your eyebrows.

Share the Path Safely



Pedestrians have the right of way on walkways and paths. Give an audible warning when you pass on your bicycle.

Keep to the right and pass on the left.

Parents Drive Safely

Slow down and use extra caution in school zones and along commute routes! Signal your turns and **yield to pedestrians.**

Obey adult crossing guards and **"No Right Turn on Red"** signs posted at designated school intersections. This allows students to cross safely without cars turning through crosswalks.

Don't make U-turns, drop off along red curb zones, or make other unsafe maneuvers that put other road users at risk.

When dropping off or picking up your student, **pull all the way to the end of the loading zone,** always ensure that students can exit or enter the car from the curb side, do not encourage students to run to/from the vehicle, and make sure all passengers are buckled before driving.

Never double park, block access ramps or driveways, or stop where prohibited.

Help reduce traffic congestion on school routes by **carpooling with a neighbor** and **avoiding the last minute rush** whenever possible.

Avoid texting, phone calls and other distractions while driving.

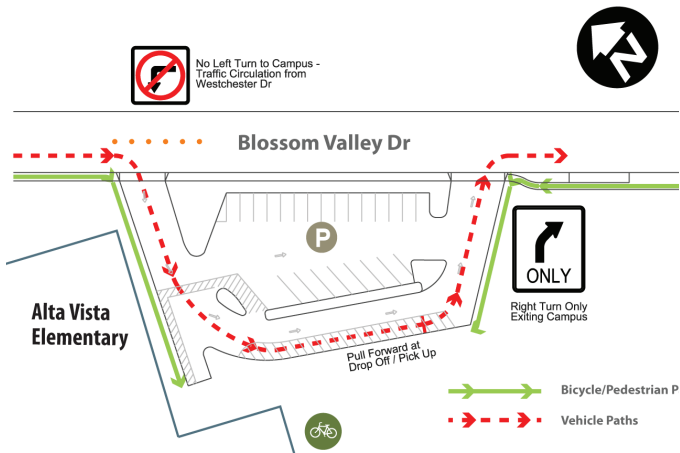
For more Safe Routes to School information, please visit:
www.LosGatosCa.gov/SafeRoutes or
email SafeRoutes@LosGatos.gov

Alta Vista Elementary School

WALK & ROLL TO SCHOOL SUGGESTED ROUTES

-  Walk 'n Roll Suggested School Route
-  Traffic Signal
-  Bike Parking
-  All-Way Stop
-  Parking
-  Marked Crosswalk
-  Crossing Guard

Suggested On-Campus Traffic Circulation



Designated Student Drop Off/Pick Up areas help to consolidate and organize the school circulation patterns. This can increase safety for students, as it minimizes the number of students walking through drive lanes and the parking lot.

Parents are responsible for choosing the most appropriate option based on their knowledge of the conditions on the different routes and the experience level of their child.

For more Safe Routes to School information, please visit:
www.LosGatosCa.gov/SafeRoutes or
 email SafeRoutes@LosGatos.gov

